

AMADEUS IT GROUP S.A. FUTURE (AI3F) - EUX/202504

2024/07/16 18:49:49

Price
64.5146 EUR
 Difference  -0.14% (-0.09)

General attributes

Symbol AI3FJ25
 Exchange Eurex
 Currency EUR
 Security type Future
 Underlying AMADEUS IT GROUP SA
 Maturity 04-2025
 Contract size 100

Market data

Bid (Bid size) - EUR (-)
 Ask (Ask size) - EUR (-)
 Open 64.5146 EUR
 High 64.5146 EUR
 Low 64.5146 EUR
 Close (prev. day) 64.6034 EUR
 Underlying AMADEUS IT GROUP SA
 Underlying price (date) 63.00 (24/07/16)
 Settlement price (date) 64.51 (24/07/16)
 Open Interest 0

Performance and Risk

	6m	1y	3y
Perf (%)	-	-	-
Perf (abs.)	-	-	-
Beta	-	-	-
Volatility	-	-	-

Futures and Options

Related Futures -
 Related Options -

5y












Information about previous performance does not guarantee future performance.
 Source: FactSet

Price data

Ø price 5 days Ø volume 5 days (pcs.)	63.9424 EUR (0)
Ø price 30 days Ø volume 30 days (pcs.)	65.5666 EUR (0)
Ø price 100 days Ø volume 100 days (pcs.)	- EUR (-)
Ø price 250 days Ø volume 250 days (pcs.)	- EUR (-)
YTD High date	- EUR (-)
YTD Low date	- EUR (-)
52 Weeks High date	- EUR (-)
52 Weeks Low date	- EUR (-)

Recent Research

on underlying on sector on market			
Date		Headline	Download
2023/10/27		Global Equity Ratings	
2023/10/27		Aktienempfehlungen Global	
2023/09/29		Global Equity Ratings	
2023/09/29		Aktienempfehlungen Global	
2023/09/08		Global Equity Ratings	