

# INFINEON TECHNOLOGIES AG FUTURE (IFXG) - EUX/202504

2024/07/11 19:04:17

Price  
**36.0933** EUR

Difference  -0.28% (-0.10)

### General attributes

Symbol	IFXGJ25
Exchange	Eurex
Currency	EUR
Security type	Future
Underlying	INFINEON TECHNOLOGIES AG
Maturity	04-2025
Contract size	100

### Market data

Bid (Bid size)	- EUR (-)
Ask (Ask size)	- EUR (-)
Open	36.0933 EUR
High	36.0933 EUR
Low	36.0933 EUR
Close (prev. day)	36.1947 EUR
Underlying	INFINEON TECHNOLOGIES AG
Underlying price (date)	36.085 (24/07/12)
Settlement price (date)	36.09 (24/07/11)
Open Interest	0

### Performance and Risk

	6m	1y	3y
Perf (%)	-	-	-
Perf (abs.)	-	-	-
Beta	-	-	-
Volatility	-	-	-

### Futures and Options

Related Futures	-
Related Options	-

5y












Information about previous performance does not guarantee future performance.  
Source: FactSet

### Price data

Ø price 5 days   Ø volume 5 days (pcs.)	36.2379 EUR (0)
Ø price 30 days   Ø volume 30 days (pcs.)	36.6331 EUR (0)
Ø price 100 days   Ø volume 100 days (pcs.)	- EUR (-)
Ø price 250 days   Ø volume 250 days (pcs.)	- EUR (-)
YTD High   date	- EUR (-)
YTD Low   date	- EUR (-)
52 Weeks High   date	- EUR (-)
52 Weeks Low   date	- EUR (-)

### Recent Research

on underlying	on sector	on market	
Date		Headline	Download
2024/07/12		Global Equity Ratings	
2024/07/12		Aktienempfehlungen Global	
2024/06/21		Global Equity Ratings	
2024/06/21		Aktienempfehlungen Global	
2024/06/14		Global Equity Ratings	