

INFINEON TECHNOLOGIES AG FUTURE (IFXG) - EUX/202504

2024/07/11 19:04:17

Price
36.0933 EUR

Difference  -0.28% (-0.10)

General attributes

Symbol	IFXGJ25
Exchange	Eurex
Currency	EUR
Security type	Future
Underlying	INFINEON TECHNOLOGIES AG
Maturity	04-2025
Contract size	100

Market data

Bid (Bid size)	- EUR (-)
Ask (Ask size)	- EUR (-)
Open	36.0933 EUR
High	36.0933 EUR
Low	36.0933 EUR
Close (prev. day)	36.1947 EUR
Underlying	INFINEON TECHNOLOGIES AG
Underlying price (date)	35.57 (24/07/12)
Settlement price (date)	36.09 (24/07/11)
Open Interest	0

Performance and Risk

	6m	1y	3y
Perf (%)	-	-	-
Perf (abs.)	-	-	-
Beta	-	-	-
Volatility	-	-	-

Futures and Options

Related Futures	-
Related Options	-












Information about previous performance does not guarantee future performance.
Source: FactSet

Price data

Ø price 5 days Ø volume 5 days (pcs.)	36.2379 EUR (0)
Ø price 30 days Ø volume 30 days (pcs.)	36.6331 EUR (0)
Ø price 100 days Ø volume 100 days (pcs.)	- EUR (-)
Ø price 250 days Ø volume 250 days (pcs.)	- EUR (-)
YTD High date	- EUR (-)
YTD Low date	- EUR (-)
52 Weeks High date	- EUR (-)
52 Weeks Low date	- EUR (-)

Recent Research

on underlying	on sector	on market	
Date		Headline	Download
2024/07/12		Global Equity Ratings	
2024/07/12		Aktienempfehlungen Global	
2024/06/21		Global Equity Ratings	
2024/06/21		Aktienempfehlungen Global	
2024/06/14		Global Equity Ratings	