

FRESENIUS SE & CO. KGAA FUTURE (FREH) - EUX/202504

2024/05/06 18:29:42

Price
28.8409 EUR

Difference  -0.33% (-0.10)

General attributes

| | |
|---------------|-------------------------|
| Symbol | FREHJ25 |
| Exchange | Eurex |
| Currency | EUR |
| Security type | Future |
| Underlying | FRESENIUS SE & CO. KGAA |
| Maturity | 04-2025 |
| Contract size | 100 |

Market data

| | |
|-------------------------|-------------------------|
| Bid (Bid size) | - EUR (-) |
| Ask (Ask size) | - EUR (-) |
| Open | 28.8409 EUR |
| High | 28.8409 EUR |
| Low | 28.8409 EUR |
| Close (prev. day) | 28.9369 EUR |
| Underlying | FRESENIUS SE & CO. KGAA |
| Underlying price (date) | 27.87 (24/05/06) |
| Settlement price (date) | 28.84 (24/05/06) |
| Open Interest | 0 |

Performance and Risk

| | 6m | 1y | 3y |
|-------------|----|----|----|
| Perf (%) | - | - | - |
| Perf (abs.) | - | - | - |
| Beta | - | - | - |
| Volatility | - | - | - |

Futures and Options

| | |
|-----------------|---|
| Related Futures | - |
| Related Options | - |

5y













Information about previous performance does not guarantee future performance.
Source: FactSet

Price data

| | |
|---|-----------------|
| Ø price 5 days Ø volume 5 days (pcs.) | 28.9294 EUR (0) |
| Ø price 30 days Ø volume 30 days (pcs.) | 27.1411 EUR (0) |
| Ø price 100 days Ø volume 100 days (pcs.) | - EUR (-) |
| Ø price 250 days Ø volume 250 days (pcs.) | - EUR (-) |
| YTD High date | - EUR (-) |
| YTD Low date | - EUR (-) |
| 52 Weeks High date | - EUR (-) |
| 52 Weeks Low date | - EUR (-) |

Recent Research

| on underlying | on sector | on market | |
|---------------|---|---------------------------|---|
| Date | | Headline | Download |
| 2022/05/04 |  | Global Equity Ratings |  |
| 2022/05/04 |  | Aktienempfehlungen Global |  |
| 2022/04/27 |  | Global Equity Ratings |  |
| 2022/04/27 |  | Aktienempfehlungen Global |  |
| 2022/04/14 |  | Global Equity Ratings |  |