

# ABBVIE INC. FUTURE (ABVF) - EUX/202504

2024/05/29 18:44:46

Price  
**156.3094** USD

Difference  -0.41% (-0.65)

### General attributes

Symbol	ABVFJ25
Exchange	Eurex
Currency	USD
Security type	Future
Underlying	ABBVIE INC.
Maturity	04-2025
Contract size	100

### Market data

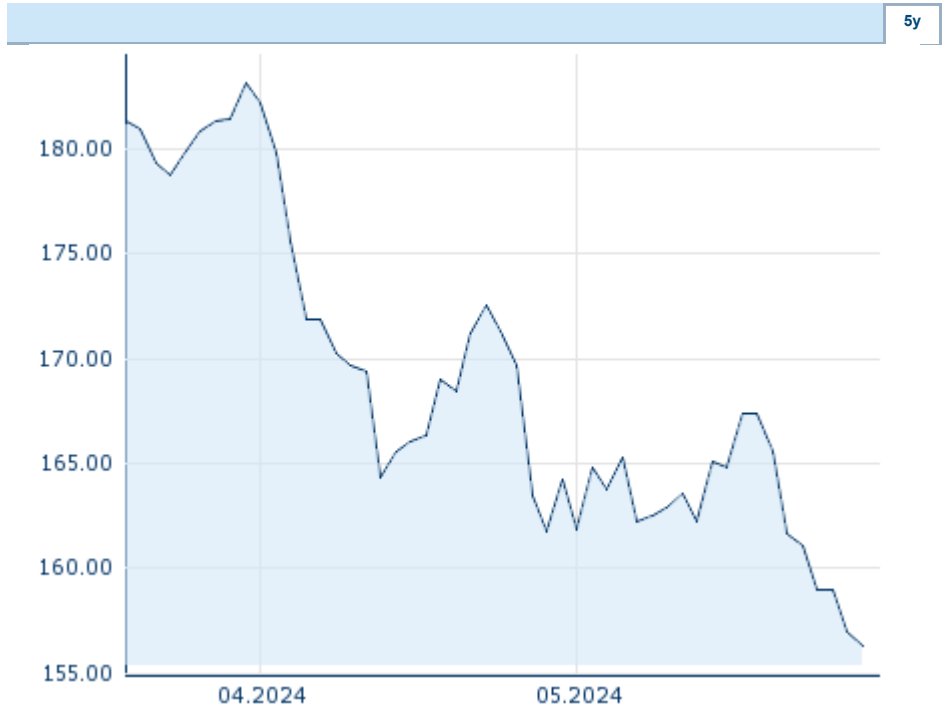
Bid (Bid size)	- USD (-)
Ask (Ask size)	- USD (-)
Open	156.3094 USD
High	156.3094 USD
Low	156.3094 USD
Close (prev. day)	156.9581 USD
Underlying	ABBVIE INC.
Underlying price (date)	154.79 (24/05/29)
Settlement price (date)	156.31 (24/05/29)
Open Interest	0

### Performance and Risk

	6m	1y	3y
Perf (%)	-	-	-
Perf (abs.)	-	-	-
Beta	-	-	-
Volatility	-	-	-

### Futures and Options

Related Futures	-
Related Options	-












Information about previous performance does not guarantee future performance.  
Source: FactSet

### Price data

Ø price 5 days   Ø volume 5 days (pcs.)	158.4646 USD (0)
Ø price 30 days   Ø volume 30 days (pcs.)	164.3728 USD (0)
Ø price 100 days   Ø volume 100 days (pcs.)	- USD (-)
Ø price 250 days   Ø volume 250 days (pcs.)	- USD (-)
YTD High   date	- USD (-)
YTD Low   date	- USD (-)
52 Weeks High   date	- USD (-)
52 Weeks Low   date	- USD (-)

### Recent Research

on underlying	on sector	on market	
Date		Headline	Download
2024/05/29		Global Equity Ratings	
2024/05/29		Aktienempfehlungen Global	
2024/04/26		Global Equity Ratings	
2024/04/26		Aktienempfehlungen Global	
2024/04/03		Global Equity Ratings	