

# NETFLIX INC. FUTURE (NTFF) - EUX/202504

2024/09/16 18:46:56

**Price**  
**709.7281** USD

**Difference**  **-0.41% (-2.93)**

### General attributes

Symbol	NTFFJ25
Exchange	Eurex
Currency	USD
Security type	Future
Underlying	NETFLIX INC
Maturity	04-2025
Contract size	100

### Market data

Bid (Bid size)	- USD (-)
Ask (Ask size)	- USD (-)
Open	709.7281 USD
High	709.7281 USD
Low	709.7281 USD
Close (prev. day)	712.6553 USD
Underlying	NETFLIX INC
Underlying price (date)	696.50 (24/09/16)
Settlement price (date)	709.73 (24/09/16)
Open Interest	0

### Performance and Risk

	6m	1y	3y
Perf (%)	-	-	-
Perf (abs.)	-	-	-
Beta	-	-	-
Volatility	-	-	-

### Futures and Options

Related Futures	-
Related Options	-

5y












Information about previous performance does not guarantee future performance.  
Source: FactSet

### Price data

Ø price 5 days   Ø volume 5 days (pcs.)	701.0760 USD (0)
Ø price 30 days   Ø volume 30 days (pcs.)	693.0851 USD (0)
Ø price 100 days   Ø volume 100 days (pcs.)	678.3301 USD (0)
Ø price 250 days   Ø volume 250 days (pcs.)	- USD (-)
YTD High   date	- USD (-)
YTD Low   date	- USD (-)
52 Weeks High   date	- USD (-)
52 Weeks Low   date	- USD (-)

### Recent Research

on underlying	on sector	on market	
Date		Headline	Download
2024/09/11		Global Equity Ratings	
2024/09/11		Aktienempfehlungen Global	
2024/09/05		Global Equity Ratings	
2024/09/05		Aktienempfehlungen Global	
2024/08/12		Global Equity Ratings	