

FIELMANN AG FUTURE (FIEG) - EUX/202504

2024/08/16 19:01:23

Price
41.9921 EUR

Difference  -0.01% (-0.00)

General attributes

Symbol	FIEGJ25
Exchange	Eurex
Currency	EUR
Security type	Future
Underlying	FIELMANN GROUP AG
Maturity	04-2025
Contract size	100

Market data

Bid (Bid size)	- EUR (-)
Ask (Ask size)	- EUR (-)
Open	41.9921 EUR
High	41.9921 EUR
Low	41.9921 EUR
Close (prev. day)	41.9957 EUR
Underlying	FIELMANN GROUP AG
Underlying price (date)	41.00 (24/08/16)
Settlement price (date)	41.99 (24/08/16)
Open Interest	0

Performance and Risk

	6m	1y	3y
Perf (%)	-	-	-
Perf (abs.)	-	-	-
Beta	-	-	-
Volatility	-	-	-

Futures and Options

Related Futures	-
Related Options	-












Information about previous performance does not guarantee future performance.
Source: FactSet

Price data

Ø price 5 days Ø volume 5 days (pcs.)	41.5484 EUR (0)
Ø price 30 days Ø volume 30 days (pcs.)	42.6052 EUR (0)
Ø price 100 days Ø volume 100 days (pcs.)	43.9447 EUR (0)
Ø price 250 days Ø volume 250 days (pcs.)	- EUR (-)
YTD High date	- EUR (-)
YTD Low date	- EUR (-)
52 Weeks High date	- EUR (-)
52 Weeks Low date	- EUR (-)

Recent Research

on sector		on market	
Date		Headline	Download
2024/08/12		Global Equity Ratings	
2024/08/12		Aktienempfehlungen Global	
2024/07/24		Global Equity Ratings	
2024/07/24		Aktienempfehlungen Global	
2024/07/15		Aktienempfehlungen Global	