


ALIBABA GROUP HOLDING LTD. FUTURE (BABF) - EUX/202504










2024/09/13 18:34:56	
Price	86.0789 USD
Difference	 -0.65% (-0.57)
General attributes	
Symbol	BABFJ25
Exchange	Eurex
Currency	USD
Security type	Future
Underlying	ALIBABA GROUP HOLDING LTD. SP. ADR
Maturity	04-2025
Contract size	100
Market data	
Bid (Bid size)	- USD (-)
Ask (Ask size)	- USD (-)
Open	86.0789 USD
High	86.0789 USD
Low	86.0789 USD
Close (prev. day)	86.6463 USD
Underlying	ALIBABA GROUP HOLDING LTD. SP. ADR
Underlying price (date)	84.69 (24/09/13)
Settlement price (date)	86.08 (24/09/13)
Open Interest	0



Performance and Risk			
	6m	1y	3y
Perf (%)	-	-	-
Perf (abs.)	-	-	-
Beta	-	-	-
Volatility	-	-	-
Futures and Options			
Related Futures	-	-	-
Related Options	-	-	-

Price data	
Ø price 5 days Ø volume 5 days (pcs.)	85.0776 USD (0)
Ø price 30 days Ø volume 30 days (pcs.)	83.3514 USD (0)
Ø price 100 days Ø volume 100 days (pcs.)	80.9660 USD (0)
Ø price 250 days Ø volume 250 days (pcs.)	- USD (-)
YTD High date	- USD (-)
YTD Low date	- USD (-)
52 Weeks High date	- USD (-)
52 Weeks Low date	- USD (-)

Recent Research

on underlying		on sector	
Date		Headline	Download
2024/09/11		Global Equity Ratings	
2024/09/11		Aktienempfehlungen Global	
2024/09/05		Global Equity Ratings	
2024/09/05		Aktienempfehlungen Global	
2024/08/12		Global Equity Ratings	