

# ALIBABA GROUP HOLDING LTD. FUTURE (BABF) - EUX/202504

2024/07/16 18:49:55

**Price**  
**80.0719** USD  
**Difference**  **-0.79% (-0.64)**

**General attributes**

**Symbol** BABFJ25  
**Exchange** Eurex  
**Currency** USD  
**Security type** Future  
**Underlying** ALIBABA GROUP HOLDING LTD. SP. ADR  
**Maturity** 04-2025  
**Contract size** 100

**Market data**

**Bid (Bid size)** - USD (-)  
**Ask (Ask size)** - USD (-)  
**Open** 80.0719 USD  
**High** 80.0719 USD  
**Low** 80.0719 USD  
**Close (prev. day)** 80.7085 USD  
**Underlying** ALIBABA GROUP HOLDING LTD. SP. ADR  
**Underlying price (date)** 78.25 (24/07/16)  
**Settlement price (date)** 80.07 (24/07/16)  
**Open Interest** 0

**Performance and Risk**

	6m	1y	3y
<b>Perf (%)</b>	-	-	-
<b>Perf (abs.)</b>	-	-	-
<b>Beta</b>	-	-	-
<b>Volatility</b>	-	-	-

**Futures and Options**

**Related Futures** -  
**Related Options** -

5y












Information about previous performance does not guarantee future performance.  
 Source: FactSet

**Price data**

<b>Ø price 5 days   Ø volume 5 days (pcs.)</b>	79.7772 USD (0)
<b>Ø price 30 days   Ø volume 30 days (pcs.)</b>	77.7219 USD (0)
<b>Ø price 100 days   Ø volume 100 days (pcs.)</b>	- USD (-)
<b>Ø price 250 days   Ø volume 250 days (pcs.)</b>	- USD (-)
<b>YTD High   date</b>	- USD (-)
<b>YTD Low   date</b>	- USD (-)
<b>52 Weeks High   date</b>	- USD (-)
<b>52 Weeks Low   date</b>	- USD (-)

**Recent Research**

on underlying		on sector	
Date	Headline	Download	
2024/07/15	 Aktienempfehlungen Global		
2024/07/12	 Global Equity Ratings		
2024/06/21	 Global Equity Ratings		
2024/06/21	 Aktienempfehlungen Global		
2024/06/14	 Global Equity Ratings	