

ALIBABA GROUP HOLDING LTD. FUTURE (BABF) - EUX/202504

2024/05/10 18:28:57

Price
82.9894 USD
 Difference  0.02% (0.01)

General attributes

Symbol BABFJ25
Exchange Eurex
Currency USD
Security type Future
Underlying ALIBABA GROUP HOLDING LTD. SP. ADR
Maturity 04-2025
Contract size 100

Market data

Bid (Bid size) - USD (-)
Ask (Ask size) - USD (-)
Open 82.9894 USD
High 82.9894 USD
Low 82.9894 USD
Close (prev. day) 82.9767 USD
Underlying ALIBABA GROUP HOLDING LTD. SP. ADR
Underlying price (date) 80.04 (24/05/10)
Settlement price (date) 82.99 (24/05/10)
Open Interest 0

Performance and Risk

	6m	1y	3y
Perf (%)	-	-	-
Perf (abs.)	-	-	-
Beta	-	-	-
Volatility	-	-	-

Futures and Options

Related Futures -
Related Options -

5y












Information about previous performance does not guarantee future performance.
 Source: FactSet

Price data

Ø price 5 days Ø volume 5 days (pcs.)	82.9066 USD (0)
Ø price 30 days Ø volume 30 days (pcs.)	77.2613 USD (0)
Ø price 100 days Ø volume 100 days (pcs.)	- USD (-)
Ø price 250 days Ø volume 250 days (pcs.)	- USD (-)
YTD High date	- USD (-)
YTD Low date	- USD (-)
52 Weeks High date	- USD (-)
52 Weeks Low date	- USD (-)

Recent Research

on underlying		on sector	
Date		Headline	Download
2024/04/26		Global Equity Ratings	
2024/04/26		Aktienempfehlungen Global	
2024/04/03		Global Equity Ratings	
2024/04/03		Aktienempfehlungen Global	
2024/03/13		Global Equity Ratings	