

NESTLÉ S.A. FUTURE (NESG) - EUX/202504

2024/09/05 18:39:24

Price
86.7637 CHF

Difference  -1.34% (-1.18)

General attributes

Symbol	NESGJ25
Exchange	Eurex
Currency	CHF
Security type	Future
Underlying	NESTLÉ SA
Maturity	04-2025
Contract size	100

Market data

Bid (Bid size)	- CHF (-)
Ask (Ask size)	- CHF (-)
Open	86.7637 CHF
High	86.7637 CHF
Low	86.7637 CHF
Close (prev. day)	87.9434 CHF
Underlying	NESTLÉ SA
Underlying price (date)	88.48 (24/09/05)
Settlement price (date)	86.76 (24/09/05)
Open Interest	0

Performance and Risk

	6m	1y	3y
Perf (%)	-	-	-
Perf (abs.)	-	-	-
Beta	-	-	-
Volatility	-	-	-

Futures and Options

Related Futures	-
Related Options	-

5y












Information about previous performance does not guarantee future performance.
Source: FactSet

Price data

Ø price 5 days Ø volume 5 days (pcs.)	88.5553 CHF (0)
Ø price 30 days Ø volume 30 days (pcs.)	87.6892 CHF (0)
Ø price 100 days Ø volume 100 days (pcs.)	91.1882 CHF (0)
Ø price 250 days Ø volume 250 days (pcs.)	- CHF (-)
YTD High date	- CHF (-)
YTD Low date	- CHF (-)
52 Weeks High date	- CHF (-)
52 Weeks Low date	- CHF (-)

Recent Research

on underlying	on sector	on market	
Date		Headline	Download
2024/09/05		Global Equity Ratings	
2024/09/05		Aktienempfehlungen Global	
2024/08/12		Global Equity Ratings	
2024/08/12		Aktienempfehlungen Global	
2024/07/24		Global Equity Ratings	