

INTEL CORP. FUTURE (INTF) - EUX/202504

2024/09/16 18:46:49

Price
20.8919 USDDifference  3.09% (0.63)

General attributes

Symbol	INTFJ25
Exchange	Eurex
Currency	USD
Security type	Future
Underlying	INTEL CORP.
Maturity	04-2025
Contract size	100

Market data

Bid (Bid size)	- USD (-)
Ask (Ask size)	- USD (-)
Open	20.8919 USD
High	20.8919 USD
Low	20.8919 USD
Close (prev. day)	20.2649 USD
Underlying	INTEL CORP.
Underlying price (date)	20.91 (24/09/16)
Settlement price (date)	20.89 (24/09/16)
Open Interest	0

Performance and Risk

	6m	1y	3y
Perf (%)	-	-	-
Perf (abs.)	-	-	-
Beta	-	-	-
Volatility	-	-	-

Futures and Options

Related Futures	-
Related Options	-












Information about previous performance does not guarantee future performance.
Source: FactSet

Price data

Ø price 5 days Ø volume 5 days (pcs.)	19.8777 USD (0)
Ø price 30 days Ø volume 30 days (pcs.)	20.7031 USD (0)
Ø price 100 days Ø volume 100 days (pcs.)	28.7230 USD (0)
Ø price 250 days Ø volume 250 days (pcs.)	- USD (-)
YTD High date	- USD (-)
YTD Low date	- USD (-)
52 Weeks High date	- USD (-)
52 Weeks Low date	- USD (-)

Recent Research

on underlying				on sector		on market	
Date		Headline				Download	
2024/09/11		Global Equity Ratings					
2024/09/11		Aktienempfehlungen Global					
2024/09/05		Global Equity Ratings					
2024/09/05		Aktienempfehlungen Global					
2024/08/12		Global Equity Ratings				