

CHEVRON CORP. FUTURE (CVXF) - EUX/202504

2024/04/26 18:31:05

Price
166.5975 USD
 Difference  0.31% (0.51)

General attributes

Symbol CVXFJ25
 Exchange Eurex
 Currency USD
 Security type Future
 Underlying CHEVRON CORPORATION
 Maturity 04-2025
 Contract size 100

Market data

Bid (Bid size) - USD (-)
 Ask (Ask size) - USD (-)
 Open 166.5975 USD
 High 166.5975 USD
 Low 166.5975 USD
 Close (prev. day) 166.0867 USD
 Underlying CHEVRON CORPORATION
 Underlying price (date) 165.89 (24/04/26)
 Settlement price (date) 166.60 (24/04/26)
 Open Interest 0

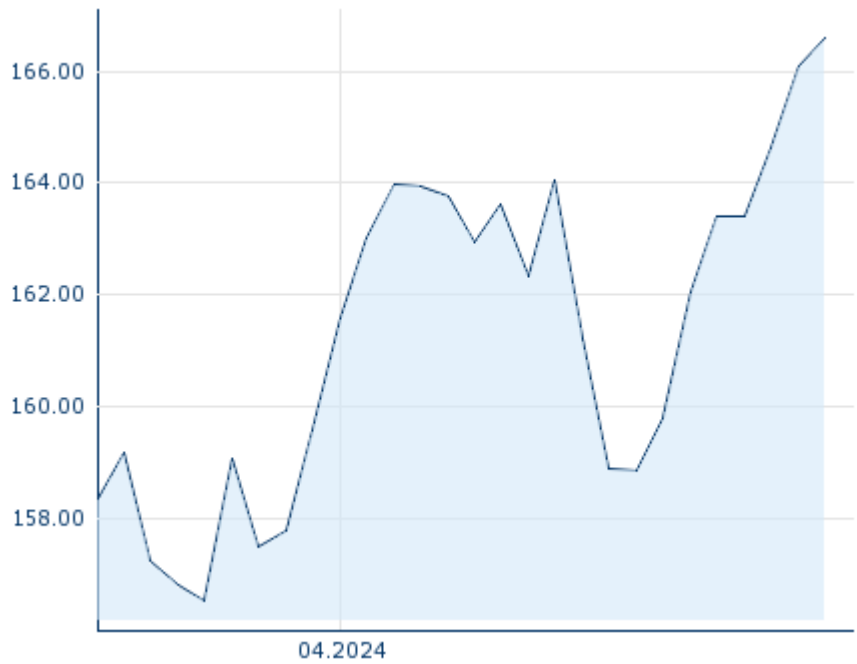
Performance and Risk

| | 6m | 1y | 3y |
|-------------|----|----|----|
| Perf (%) | - | - | - |
| Perf (abs.) | - | - | - |
| Beta | - | - | - |
| Volatility | - | - | - |

Futures and Options

Related Futures -
 Related Options -

5y













Information about previous performance does not guarantee future performance.
 Source: FactSet

Price data

Ø price 5 days | Ø volume 5 days (pcs.) 164.8246 USD (0)
 Ø price 30 days | Ø volume 30 days (pcs.) - USD (-)
 Ø price 100 days | Ø volume 100 days (pcs.) - USD (-)
 Ø price 250 days | Ø volume 250 days (pcs.) - USD (-)
 YTD High | date - USD (-)
 YTD Low | date - USD (-)
 52 Weeks High | date - USD (-)
 52 Weeks Low | date - USD (-)

Recent Research

| on underlying | | on sector | | on market | |
|---------------|---|---------------------------|--|---|--|
| Date | | Headline | | Download | |
| 2024/04/26 |  | Global Equity Ratings | |  | |
| 2024/04/26 |  | Aktienempfehlungen Global | |  | |
| 2024/04/03 |  | Global Equity Ratings | |  | |
| 2024/04/03 |  | Aktienempfehlungen Global | |  | |
| 2024/03/13 |  | Global Equity Ratings | |  | |