


CISCO SYSTEMS INC. FUTURE (CSCF) - EUX/202504

2024/05/16 18:30:35

Price
49.4199 USD

Difference  **-1.45% (-0.73)**

General attributes

Symbol	CSCFJ25
Exchange	Eurex
Currency	USD
Security type	Future
Underlying	CISCO SYSTEMS INC
Maturity	04-2025
Contract size	100

Market data

Bid (Bid size)	- USD (-)
Ask (Ask size)	- USD (-)
Open	49.4199 USD
High	49.4199 USD
Low	49.4199 USD
Close (prev. day)	50.1467 USD
Underlying	CISCO SYSTEMS INC
Underlying price (date)	48.325 (24/05/16)
Settlement price (date)	49.42 (24/05/16)
Open Interest	0

Performance and Risk

	6m	1y	3y
Perf (%)	-	-	-
Perf (abs.)	-	-	-
Beta	-	-	-
Volatility	-	-	-

Futures and Options

Related Futures	-
Related Options	-












Information about previous performance does not guarantee future performance.
 Source: FactSet

Price data

Ø price 5 days Ø volume 5 days (pcs.)	49.4131 USD (0)
Ø price 30 days Ø volume 30 days (pcs.)	49.1382 USD (0)
Ø price 100 days Ø volume 100 days (pcs.)	- USD (-)
Ø price 250 days Ø volume 250 days (pcs.)	- USD (-)
YTD High date	- USD (-)
YTD Low date	- USD (-)
52 Weeks High date	- USD (-)
52 Weeks Low date	- USD (-)

Recent Research

on underlying				on sector				on market			
Date		Headline		Download							
2024/04/26		Global Equity Ratings									
2024/04/26		Aktienempfehlungen Global									
2024/04/03		Global Equity Ratings									
2024/04/03		Aktienempfehlungen Global									
2024/03/13		Global Equity Ratings		