

PROCTER & GAMBLE CO., THE FUTURE (PGFF) - EUX/202504

2024/04/26 18:36:05

Price
166.7806 USD
 Difference  -1.09% (-1.84)

General attributes

Symbol PGFFJ25
 Exchange Eurex
 Currency USD
 Security type Future
 Underlying PROCTER & GAMBLE CO
 Maturity 04-2025
 Contract size 100

Market data

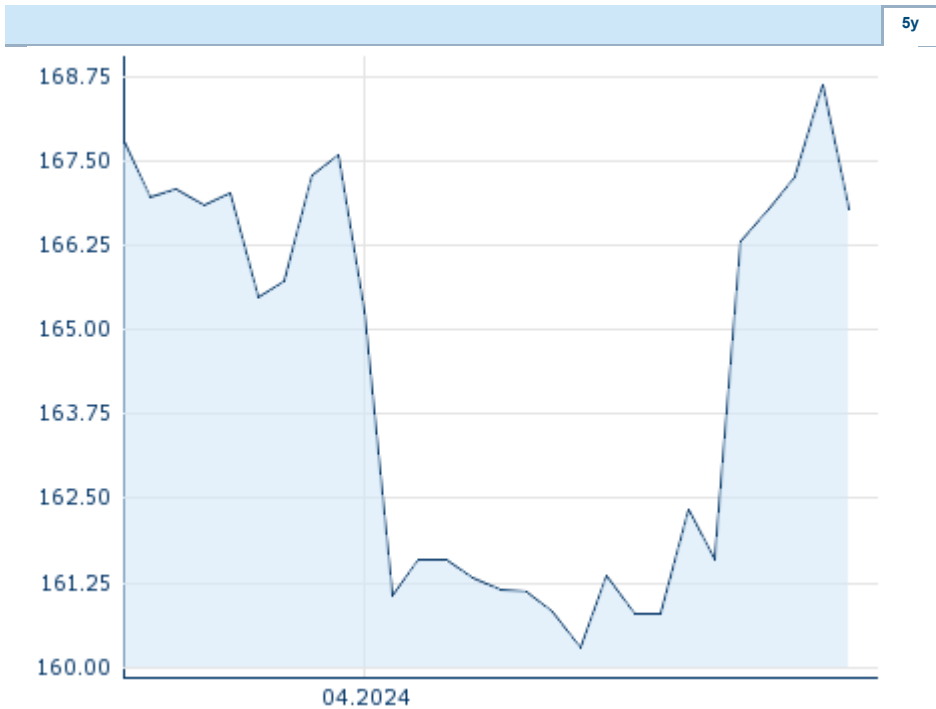
Bid (Bid size) - USD (-)
 Ask (Ask size) - USD (-)
 Open 166.7806 USD
 High 166.7806 USD
 Low 166.7806 USD
 Close (prev. day) 168.6182 USD
 Underlying PROCTER & GAMBLE CO
 Underlying price (date) 161.33 (24/04/29)
 Settlement price (date) 166.78 (24/04/26)
 Open Interest 0

Performance and Risk

	6m	1y	3y
Perf (%)	-	-	-
Perf (abs.)	-	-	-
Beta	-	-	-
Volatility	-	-	-

Futures and Options

Related Futures -
 Related Options -












Information about previous performance does not guarantee future performance.
 Source: FactSet

Price data

Ø price 5 days | Ø volume 5 days (pcs.) 167.1491 USD (0)
 Ø price 30 days | Ø volume 30 days (pcs.) - USD (-)
 Ø price 100 days | Ø volume 100 days (pcs.) - USD (-)
 Ø price 250 days | Ø volume 250 days (pcs.) - USD (-)
 YTD High | date - USD (-)
 YTD Low | date - USD (-)
 52 Weeks High | date - USD (-)
 52 Weeks Low | date - USD (-)

Recent Research

on underlying		on sector		on market	
Date		Headline		Download	
2024/04/26		Global Equity Ratings			
2024/04/26		Aktienempfehlungen Global			
2024/04/03		Global Equity Ratings			
2024/04/03		Aktienempfehlungen Global			
2024/03/13		Global Equity Ratings		