

JOHNSON & JOHNSON FUTURE (JNJF) - EUX/202504

2024/07/15 18:41:21

Price
152.1094 USD
Difference  **-0.19% (-0.30)**

General attributes

Symbol	JNJFJ25
Exchange	Eurex
Currency	USD
Security type	Future
Underlying	JOHNSON & JOHNSON
Maturity	04-2025
Contract size	100

Market data

Bid (Bid size)	- USD (-)
Ask (Ask size)	- USD (-)
Open	152.1094 USD
High	152.1094 USD
Low	152.1094 USD
Close (prev. day)	152.4059 USD
Underlying	JOHNSON & JOHNSON
Underlying price (date)	150.49 (24/07/16)
Settlement price (date)	152.11 (24/07/15)
Open Interest	0

Performance and Risk

	6m	1y	3y
Perf (%)	-	-	-
Perf (abs.)	-	-	-
Beta	-	-	-
Volatility	-	-	-

Futures and Options

Related Futures	-
Related Options	-

5y












Information about previous performance does not guarantee future performance.
 Source: FactSet

Price data

Ø price 5 days Ø volume 5 days (pcs.)	151.1745 USD (0)
Ø price 30 days Ø volume 30 days (pcs.)	149.6411 USD (0)
Ø price 100 days Ø volume 100 days (pcs.)	- USD (-)
Ø price 250 days Ø volume 250 days (pcs.)	- USD (-)
YTD High date	- USD (-)
YTD Low date	- USD (-)
52 Weeks High date	- USD (-)
52 Weeks Low date	- USD (-)

Recent Research

on underlying	on sector	on market	
Date		Headline	Download
2024/07/15		Aktienempfehlungen Global	
2024/07/12		Global Equity Ratings	
2024/06/21		Global Equity Ratings	
2024/06/21		Aktienempfehlungen Global	
2024/06/14		Global Equity Ratings	