

# JOHNSON & JOHNSON FUTURE (JNJF) - EUX/202504

2024/05/03 18:33:00

**Price**  
**151.4188** USD  
**Difference**  **-0.76% (-1.16)**

**General attributes**

Symbol	JNJFJ25
Exchange	Eurex
Currency	USD
Security type	Future
Underlying	JOHNSON & JOHNSON
Maturity	04-2025
Contract size	100

**Market data**

Bid (Bid size)	- USD (-)
Ask (Ask size)	- USD (-)
Open	151.4188 USD
High	151.4188 USD
Low	151.4188 USD
Close (prev. day)	152.5799 USD
Underlying	JOHNSON & JOHNSON
Underlying price (date)	149.27 (24/05/03)
Settlement price (date)	151.42 (24/05/03)
Open Interest	0

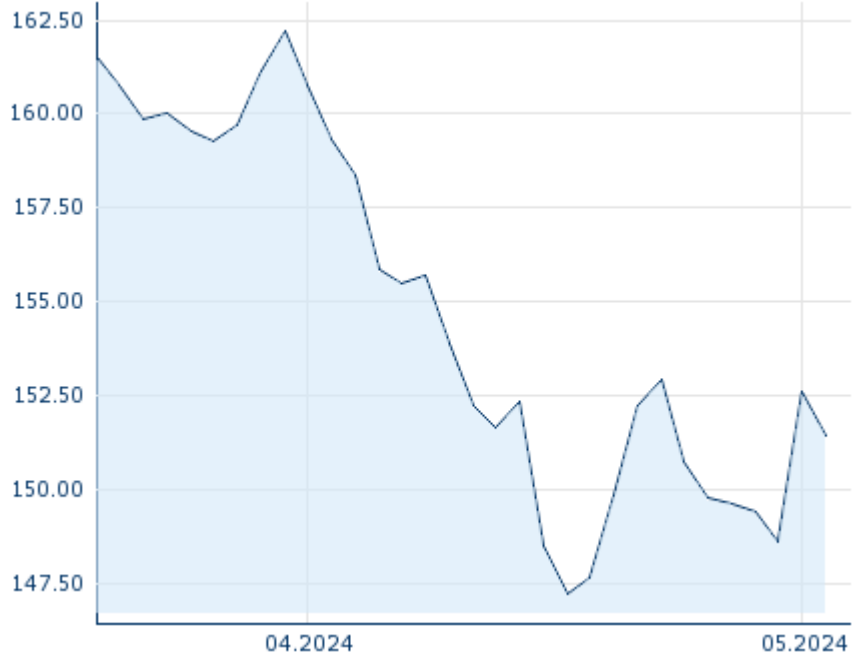
**Performance and Risk**

	6m	1y	3y
Perf (%)	-	-	-
Perf (abs.)	-	-	-
Beta	-	-	-
Volatility	-	-	-

**Futures and Options**

Related Futures	-
Related Options	-

5y












Information about previous performance does not guarantee future performance.  
 Source: FactSet

**Price data**

Ø price 5 days   Ø volume 5 days (pcs.)	150.3275 USD (0)
Ø price 30 days   Ø volume 30 days (pcs.)	154.2609 USD (0)
Ø price 100 days   Ø volume 100 days (pcs.)	- USD (-)
Ø price 250 days   Ø volume 250 days (pcs.)	- USD (-)
YTD High   date	- USD (-)
YTD Low   date	- USD (-)
52 Weeks High   date	- USD (-)
52 Weeks Low   date	- USD (-)

**Recent Research**

on underlying   on sector   on market			
Date		Headline	Download
2024/04/26		Global Equity Ratings	
2024/04/26		Aktienempfehlungen Global	
2024/04/03		Global Equity Ratings	
2024/04/03		Aktienempfehlungen Global	
2024/03/13		Global Equity Ratings	