

BEIERSDORF AG FUTURE (BEIG) - EUX/202504

2024/07/29 18:35:09

Price
139.0993 EUR

Difference  -1.11% (-1.57)

General attributes

Symbol	BEIGJ25
Exchange	Eurex
Currency	EUR
Security type	Future
Underlying	BEIERSDORF AG
Maturity	04-2025
Contract size	100

Market data

Bid (Bid size)	- EUR (-)
Ask (Ask size)	- EUR (-)
Open	139.0993 EUR
High	139.0993 EUR
Low	139.0993 EUR
Close (prev. day)	140.6672 EUR
Underlying	BEIERSDORF AG
Underlying price (date)	136.20 (24/07/30)
Settlement price (date)	139.10 (24/07/29)
Open Interest	0

Performance and Risk

	6m	1y	3y
Perf (%)	-	-	-
Perf (abs.)	-	-	-
Beta	-	-	-
Volatility	-	-	-

Futures and Options

Related Futures	-
Related Options	-

5y












Information about previous performance does not guarantee future performance.
Source: FactSet

Price data

Ø price 5 days Ø volume 5 days (pcs.)	139.8659 EUR (0)
Ø price 30 days Ø volume 30 days (pcs.)	142.1014 EUR (0)
Ø price 100 days Ø volume 100 days (pcs.)	- EUR (-)
Ø price 250 days Ø volume 250 days (pcs.)	- EUR (-)
YTD High date	- EUR (-)
YTD Low date	- EUR (-)
52 Weeks High date	- EUR (-)
52 Weeks Low date	- EUR (-)

Recent Research

on underlying	on sector	on market	
Date		Headline	Download
2024/07/24		Global Equity Ratings	
2024/07/24		Aktienempfehlungen Global	
2024/07/15		Aktienempfehlungen Global	
2024/07/12		Global Equity Ratings	
2024/06/21		Global Equity Ratings	