

# BEIERSDORF AG FUTURE (BEIG) - EUX/202504

2024/07/11 19:04:05

**Price**  
**141.8015** EUR

**Difference**  **-0.55% (-0.79)**

### General attributes

Symbol	BEIGJ25
Exchange	Eurex
Currency	EUR
Security type	Future
Underlying	BEIERSDORF AG
Maturity	04-2025
Contract size	100

### Market data

Bid (Bid size)	- EUR (-)
Ask (Ask size)	- EUR (-)
Open	141.8015 EUR
High	141.8015 EUR
Low	141.8015 EUR
Close (prev. day)	142.5882 EUR
Underlying	BEIERSDORF AG
Underlying price (date)	137.65 (24/07/11)
Settlement price (date)	141.80 (24/07/11)
Open Interest	0

### Performance and Risk

	6m	1y	3y
Perf (%)	-	-	-
Perf (abs.)	-	-	-
Beta	-	-	-
Volatility	-	-	-

### Futures and Options

Related Futures	-
Related Options	-

5y












Information about previous performance does not guarantee future performance.  
Source: FactSet

### Price data

Ø price 5 days   Ø volume 5 days (pcs.)	141.7936 EUR (0)
Ø price 30 days   Ø volume 30 days (pcs.)	145.6394 EUR (0)
Ø price 100 days   Ø volume 100 days (pcs.)	- EUR (-)
Ø price 250 days   Ø volume 250 days (pcs.)	- EUR (-)
YTD High   date	- EUR (-)
YTD Low   date	- EUR (-)
52 Weeks High   date	- EUR (-)
52 Weeks Low   date	- EUR (-)

### Recent Research

on underlying	on sector	on market	
Date		Headline	Download
2024/06/21		Global Equity Ratings	
2024/06/21		Aktienempfehlungen Global	
2024/06/14		Global Equity Ratings	
2024/06/14		Aktienempfehlungen Global	
2024/05/29		Global Equity Ratings	