


# PFIZER INC. FUTURE (PFEF) - EUX/202504

2024/04/26 18:31:51

**Price**  
**25.1881** USD

**Difference**  **-0.39% (-0.10)**

**General attributes**

Symbol	PFEFJ25
Exchange	Eurex
Currency	USD
Security type	Future
Underlying	PFIZER INC
Maturity	04-2025
Contract size	100

**Market data**

Bid (Bid size)	- USD (-)
Ask (Ask size)	- USD (-)
Open	25.1881 USD
High	25.1881 USD
Low	25.1881 USD
Close (prev. day)	25.2868 USD
Underlying	PFIZER INC
Underlying price (date)	25.40 (24/04/26)
Settlement price (date)	25.19 (24/04/26)
Open Interest	0

**Performance and Risk**

	6m	1y	3y
Perf (%)	-	-	-
Perf (abs.)	-	-	-
Beta	-	-	-
Volatility	-	-	-

**Futures and Options**

Related Futures	-
Related Options	-












Information about previous performance does not guarantee future performance.  
 Source: FactSet

**Price data**

Ø price 5 days   Ø volume 5 days (pcs.)	25.7379 USD (0)
Ø price 30 days   Ø volume 30 days (pcs.)	- USD (-)
Ø price 100 days   Ø volume 100 days (pcs.)	- USD (-)
Ø price 250 days   Ø volume 250 days (pcs.)	- USD (-)
YTD High   date	- USD (-)
YTD Low   date	- USD (-)
52 Weeks High   date	- USD (-)
52 Weeks Low   date	- USD (-)

**Recent Research**

on underlying		on sector		on market	
Date		Headline		Download	
2024/04/26		Global Equity Ratings			
2024/04/26		Aktienempfehlungen Global			
2024/04/03		Global Equity Ratings			
2024/04/03		Aktienempfehlungen Global			
2024/03/13		Global Equity Ratings		