

MCDONALD'S CORP. FUTURE (MCDF) - EUX/202504

2024/05/17 19:05:11

Price
279.5857 USD

Difference  -0.79% (-2.21)

General attributes

Symbol	MCDFJ25
Exchange	Eurex
Currency	USD
Security type	Future
Underlying	MCDONALD'S CORPORATION COM
Maturity	04-2025
Contract size	100

Market data

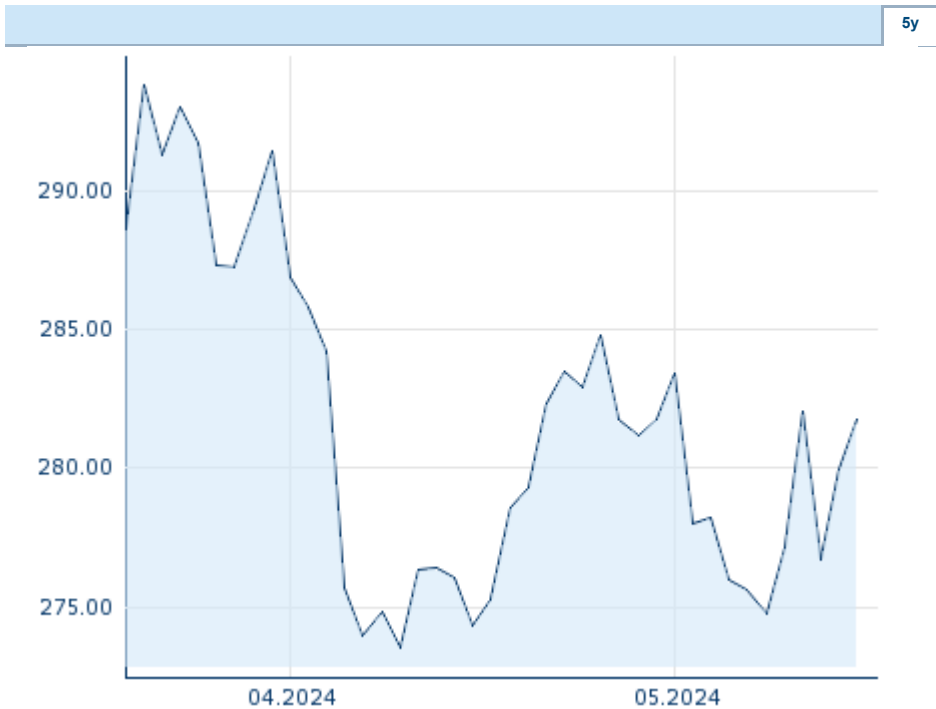
Bid (Bid size)	- USD (-)
Ask (Ask size)	- USD (-)
Open	279.5857 USD
High	279.5857 USD
Low	279.5857 USD
Close (prev. day)	281.8002 USD
Underlying	MCDONALD'S CORPORATION COM
Underlying price (date)	271.48 (24/05/17)
Settlement price (date)	279.59 (24/05/17)
Open Interest	0

Performance and Risk

	6m	1y	3y
Perf (%)	-	-	-
Perf (abs.)	-	-	-
Beta	-	-	-
Volatility	-	-	-

Futures and Options

Related Futures	-
Related Options	-












Information about previous performance does not guarantee future performance.
Source: FactSet

Price data

Ø price 5 days Ø volume 5 days (pcs.)	279.5424 USD (0)
Ø price 30 days Ø volume 30 days (pcs.)	278.4915 USD (0)
Ø price 100 days Ø volume 100 days (pcs.)	- USD (-)
Ø price 250 days Ø volume 250 days (pcs.)	- USD (-)
YTD High date	- USD (-)
YTD Low date	- USD (-)
52 Weeks High date	- USD (-)
52 Weeks Low date	- USD (-)

Recent Research

on underlying	on sector	on market	
Date		Headline	Download
2024/04/26		Global Equity Ratings	
2024/04/26		Aktienempfehlungen Global	
2024/04/03		Global Equity Ratings	
2024/04/03		Aktienempfehlungen Global	
2024/03/13		Global Equity Ratings	