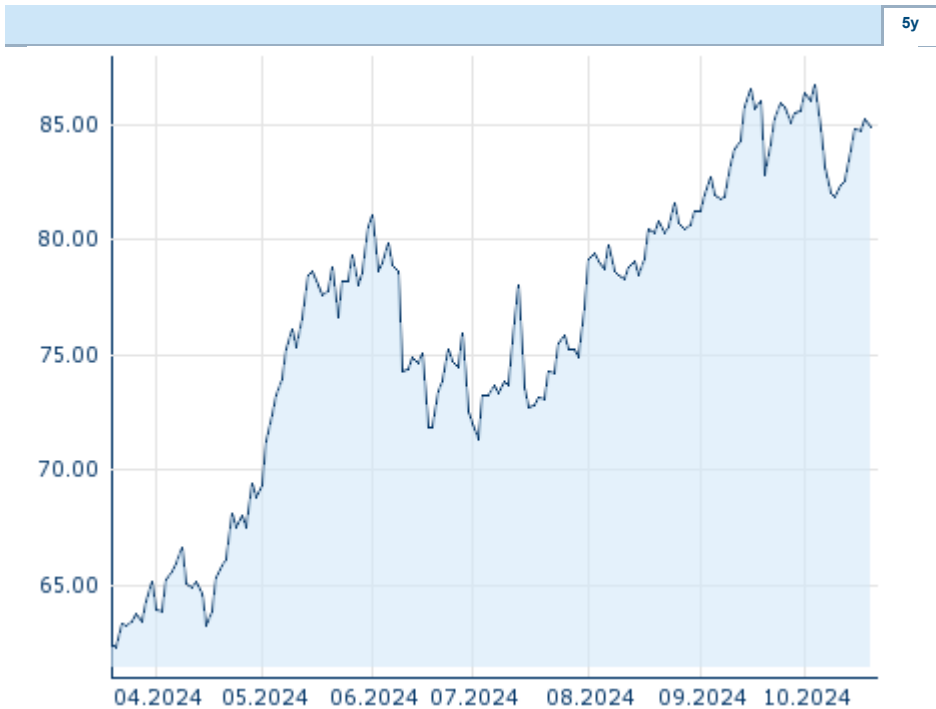


NEXTERA ENERGY INC. FUTURE (FPLF) - EUX/202504

2024/10/18 19:07:11	
Price	84.8721 USD
Difference	 -0.44% (-0.37)
General attributes	
Symbol	FPLFJ25
Exchange	Eurex
Currency	USD
Security type	Future
Underlying	NEXTERA ENERGY INC.
Maturity	04-2025
Contract size	100
Market data	
Bid (Bid size)	- USD (-)
Ask (Ask size)	- USD (-)
Open	84.8721 USD
High	84.8721 USD
Low	84.8721 USD
Close (prev. day)	85.2455 USD
Underlying	NEXTERA ENERGY INC.
Underlying price (date)	84.38 (24/10/18)
Settlement price (date)	84.87 (24/10/18)
Open Interest	0












Information about previous performance does not guarantee future performance.
Source: FactSet

Performance and Risk			
	6m	1y	3y
Perf (%)	+29.93%	-	-
Perf (abs.)	+19.55	-	-
Beta	-	-	-
Volatility	25.21	-	-

Futures and Options	
Related Futures	-
Related Options	-

Price data	
Ø price 5 days Ø volume 5 days (pcs.)	84.6848 USD (0)
Ø price 30 days Ø volume 30 days (pcs.)	84.5469 USD (0)
Ø price 100 days Ø volume 100 days (pcs.)	79.1892 USD (0)
Ø price 250 days Ø volume 250 days (pcs.)	- USD (-)
YTD High date	- USD (-)
YTD Low date	- USD (-)
52 Weeks High date	- USD (-)
52 Weeks Low date	- USD (-)

Recent Research

on underlying on sector on market			
Date		Headline	Download
2024/09/27		Global Equity Ratings	
2024/09/27		Aktienempfehlungen Global	
2024/09/11		Global Equity Ratings	
2024/09/11		Aktienempfehlungen Global	
2024/09/05		Global Equity Ratings	