

# PEPSICO INC. FUTURE (PEPF) - EUX/202504

2024/05/03 18:33:19

**Price**  
179.3001 USD

**Difference**  -0.11% (-0.20)

### General attributes

Symbol	PEPFJ25
Exchange	Eurex
Currency	USD
Security type	Future
Underlying	PEPSICO INC.
Maturity	04-2025
Contract size	100

### Market data

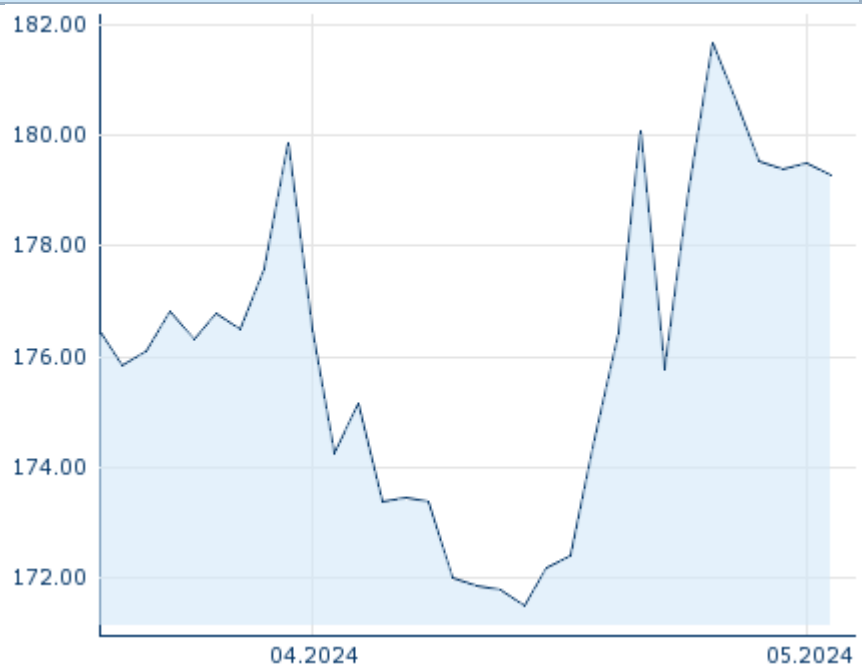
Bid (Bid size)	- USD (-)
Ask (Ask size)	- USD (-)
Open	179.3001 USD
High	179.3001 USD
Low	179.3001 USD
Close (prev. day)	179.496 USD
Underlying	PEPSICO INC.
Underlying price (date)	176.15 (24/05/03)
Settlement price (date)	179.30 (24/05/03)
Open Interest	0

### Performance and Risk

	6m	1y	3y
Perf (%)	-	-	-
Perf (abs.)	-	-	-
Beta	-	-	-
Volatility	-	-	-

### Futures and Options

Related Futures	-
Related Options	-












Information about previous performance does not guarantee future performance.  
Source: FactSet

### Price data

Ø price 5 days   Ø volume 5 days (pcs.)	179.6613 USD (0)
Ø price 30 days   Ø volume 30 days (pcs.)	176.1200 USD (0)
Ø price 100 days   Ø volume 100 days (pcs.)	- USD (-)
Ø price 250 days   Ø volume 250 days (pcs.)	- USD (-)
YTD High   date	- USD (-)
YTD Low   date	- USD (-)
52 Weeks High   date	- USD (-)
52 Weeks Low   date	- USD (-)

### Recent Research

Date	on underlying	on sector	on market	Headline	Download
2024/04/26				Global Equity Ratings	
2024/04/26				Aktienempfehlungen Global	
2024/04/03				Global Equity Ratings	
2024/04/03				Aktienempfehlungen Global	
2024/03/13				Global Equity Ratings	