

AMGEN INC. FUTURE (AMGF) - EUX/202504

2024/06/11 18:55:05

Price
307.4208 USD
 Difference  **-0.68% (-2.09)**

General attributes

Symbol	AMGFJ25
Exchange	Eurex
Currency	USD
Security type	Future
Underlying	AMGEN INC.
Maturity	04-2025
Contract size	100

Market data

Bid (Bid size)	- USD (-)
Ask (Ask size)	- USD (-)
Open	307.4208 USD
High	307.4208 USD
Low	307.4208 USD
Close (prev. day)	309.5115 USD
Underlying	AMGEN INC.
Underlying price (date)	300.70 (24/06/11)
Settlement price (date)	307.42 (24/06/11)
Open Interest	0

Performance and Risk

	6m	1y	3y
Perf (%)	-	-	-
Perf (abs.)	-	-	-
Beta	-	-	-
Volatility	-	-	-

Futures and Options

Related Futures	-
Related Options	-

5y












Information about previous performance does not guarantee future performance.
 Source: FactSet

Price data

Ø price 5 days Ø volume 5 days (pcs.)	313.0876 USD (0)
Ø price 30 days Ø volume 30 days (pcs.)	312.7606 USD (0)
Ø price 100 days Ø volume 100 days (pcs.)	- USD (-)
Ø price 250 days Ø volume 250 days (pcs.)	- USD (-)
YTD High date	- USD (-)
YTD Low date	- USD (-)
52 Weeks High date	- USD (-)
52 Weeks Low date	- USD (-)

Recent Research

on underlying	on sector	on market	
Date		Headline	Download
2024/05/29		Global Equity Ratings	
2024/05/29		Aktienempfehlungen Global	
2024/04/26		Global Equity Ratings	
2024/04/26		Aktienempfehlungen Global	
2024/04/03		Global Equity Ratings	