

# ADIDAS AG FUTURE (ADSG) - EUX/202504

2024/09/13 18:34:53

**Price**  
**223.2106** EUR

**Difference**  **-0.01% (-0.02)**

### General attributes

Symbol	ADSGJ25
Exchange	Eurex
Currency	EUR
Security type	Future
Underlying	ADIDAS AG
Maturity	04-2025
Contract size	100

### Market data

Bid (Bid size)	- EUR (-)
Ask (Ask size)	- EUR (-)
Open	223.2106 EUR
High	223.2106 EUR
Low	223.2106 EUR
Close (prev. day)	223.2298 EUR
Underlying	ADIDAS AG
Underlying price (date)	218.50 (24/09/13)
Settlement price (date)	223.21 (24/09/13)
Open Interest	0

### Performance and Risk

	6m	1y	3y
Perf (%)	-	-	-
Perf (abs.)	-	-	-
Beta	-	-	-
Volatility	-	-	-

### Futures and Options

Related Futures	-
Related Options	-












Information about previous performance does not guarantee future performance.  
Source: FactSet

### Price data

Ø price 5 days   Ø volume 5 days (pcs.)	219.2434 EUR (0)
Ø price 30 days   Ø volume 30 days (pcs.)	224.2042 EUR (0)
Ø price 100 days   Ø volume 100 days (pcs.)	230.4101 EUR (0)
Ø price 250 days   Ø volume 250 days (pcs.)	- EUR (-)
YTD High   date	- EUR (-)
YTD Low   date	- EUR (-)
52 Weeks High   date	- EUR (-)
52 Weeks Low   date	- EUR (-)

### Recent Research

on underlying	on sector	on market	
Date		Headline	Download
2024/09/11		Global Equity Ratings	
2024/09/11		Aktienempfehlungen Global	
2024/09/05		Global Equity Ratings	
2024/09/05		Aktienempfehlungen Global	
2024/08/12		Global Equity Ratings	