

JOHNS LYNG GROUP LTD

ISIN: AU000000JLG8 WKN: -

Overview

2024/05/15 18:02:40

Price
4.11 USDDifference  13.54% (0.49)

General attributes

ISIN	AU000000JLG8
Symbol	JLG
Exchange	FINRA other OTC Issues
Currency	USD
Sector	Financial
Security type	Stock
Market cap (m)	680 EUR
Benchmark	ASX ALL ORDINARIES INDEX

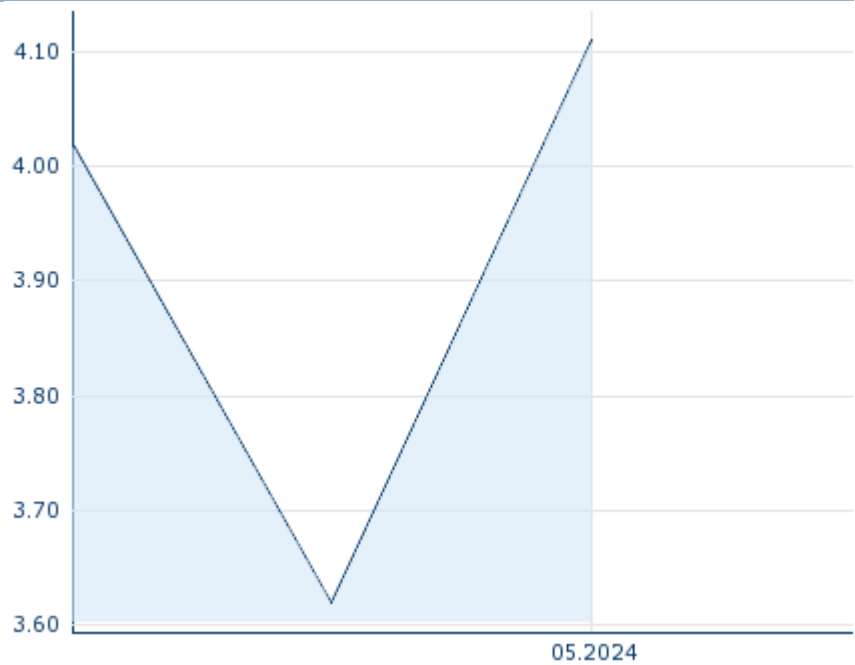
Market data

Bid (Bid size)	-
Ask (Ask size)	-
Open	4.11 USD
High	4.11 USD
Low	4.11 USD
Close (prev. day)	3.62 USD
VWAP	4.11 USD
Volume (pcs)	200
Trading volume	822.00
Number of trades	2
Last size	100

Futures and Options




Related Futures	-
Related Options	-

5y



Information about previous performance does not guarantee future performance.
Source: FactSet

Recent research

on sector			
Date		Headline	Download
2024/10/14		Aktienempfehlungen Österreich	
2024/09/27		Global Equity Ratings	
2024/09/27		Aktienempfehlungen Global	
2024/09/23		Aktienempfehlungen Österreich	
2024/09/11		Global Equity Ratings	

Details

2024/05/15 18:02:40

Price

4.11 USD

Difference ▲ 13.54% (0.49)

General attributes

ISIN	AU000000JLG8
Symbol	JLG
Exchange	FINRA other OTC Issues
Currency	USD
Sector	Financial
Security type	Stock
Market cap (m)	680 EUR
Benchmark	ASX ALL ORDINARIES INDEX

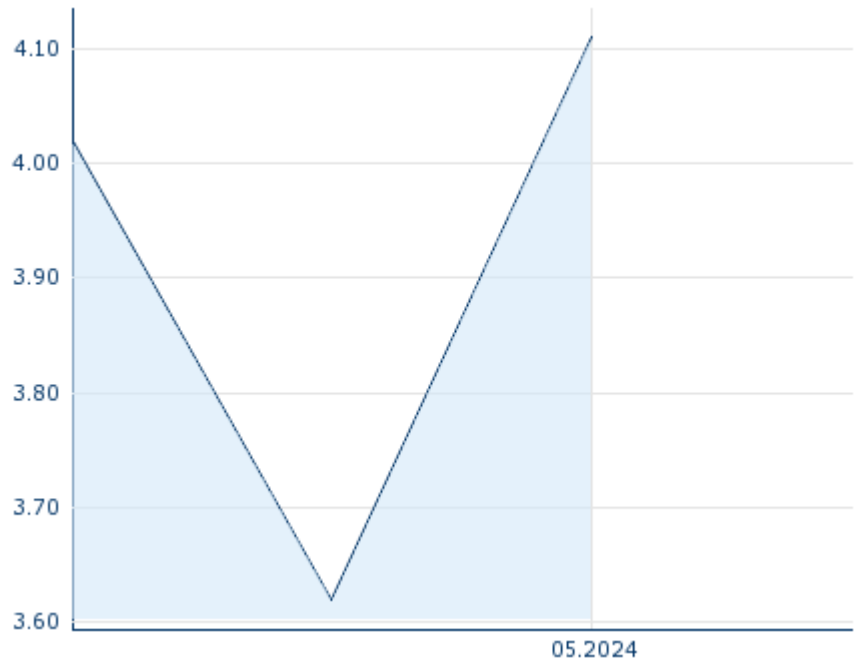
Market data

Bid (Bid size)	-
Ask (Ask size)	-
Open	4.11 USD
High	4.11 USD
Low	4.11 USD
Close (prev. day)	3.62 USD
VWAP	4.11 USD
Volume (pcs)	200
Trading volume	822.00
Number of trades	2
Last size	100

Performance and Risk

	6m	1y	3y
Perf (%)	-	-	-
Perf (abs.)	-	-	-
Beta	1.16	1.02	1.25
Volatility	-	-	-

5y



Information about previous performance does not guarantee future performance.

Source: FactSet

Price data

Ø price 5 days Ø volume 5 days (pcs.)	- USD (-)
Ø price 30 days Ø volume 30 days (pcs.)	- USD (-)
Ø price 100 days Ø volume 100 days (pcs.)	- USD (68)
Ø price 250 days Ø volume 250 days (pcs.)	- USD (-)
YTD High date	- USD (-)
YTD Low date	- USD (-)
52 Weeks High date	- USD (-)
52 Weeks Low date	- USD (-)

Arbitrage views

Exchange	Date	Time	Price	Trading volume (mio.)	Number of trades
FINRA other OTC Issues	2024/05/15	18:02	4.11 USD	0.00	2
Australian Securities Exchange	2024/10/18	07:10	3.91 AUD	3.16	1,962

Company profile

Company Logo



Company Profile

-

Contact Details

JOHNS LYNG GROUP

--

Telefon: -

Fax: -

E-mail: -