

## XIMEN MINING CORP

ISIN: CA98420B3092 WKN: -

## Overview

2024/07/26 08:01:20

Price  
0.099 EURDifference  -0.50% (-0.00)

## General attributes

ISIN	CA98420B3092
Symbol	XIM
Exchange	Hamburg
Currency	EUR
Sector	Energy / Commodities
Security type	Stock
Market cap (m)	4 EUR
Benchmark	S&P/TSX 60 INDEX

## Market data

Bid (Bid size)	-
Ask (Ask size)	-
Open	0.099 EUR
High	0.099 EUR
Low	0.099 EUR
Close (prev. day)	0.0995 EUR
VWAP	-
Volume (pcs)	0
Trading volume	0.00
Number of trades	3
Last size	0










## Futures and Options

Related Futures	-
Related Options	-



Information about previous performance does not guarantee future performance.  
Source: FactSet

## Recent research

on sector	Date	Headline	Download
	2024/07/26	 Equity Weekly	
	2024/07/24	 Global Equity Ratings	
	2024/07/24	 Aktienempfehlungen Global	
	2024/07/15	 Aktienempfehlungen Global	
	2024/07/12	 Equity Weekly	

## Details

2024/07/26 08:01:20

## Price

0.099 EUR

Difference ▼ -0.50% (-0.00)

## General attributes

ISIN	CA98420B3092
Symbol	XIM
Exchange	Hamburg
Currency	EUR
Sector	Energy / Commodities
Security type	Stock
Market cap (m)	4 EUR
Benchmark	S&P/TSX 60 INDEX

## Market data

Bid (Bid size)	-
Ask (Ask size)	-
Open	0.099 EUR
High	0.099 EUR
Low	0.099 EUR
Close (prev. day)	0.0995 EUR
VWAP	-
Volume (pcs)	0
Trading volume	0.00
Number of trades	3
Last size	0

## Performance and Risk

	6m	1y	3y
Perf (%)	-	-	-
Perf (abs.)	-	-	-
Beta	-0.78	1.05	0.28
Volatility	-	-	-

5y



Information about previous performance does not guarantee future performance.  
Source: FactSet

## Price data

Ø price 5 days   Ø volume 5 days (pcs.)	0.103 EUR (0)
Ø price 30 days   Ø volume 30 days (pcs.)	0.077 EUR (0)
Ø price 100 days   Ø volume 100 days (pcs.)	- EUR (-)
Ø price 250 days   Ø volume 250 days (pcs.)	- EUR (-)
YTD High   date	- EUR (-)
YTD Low   date	- EUR (-)
52 Weeks High   date	- EUR (-)
52 Weeks Low   date	- EUR (-)

## All listings for XIMEN MINING CORP

Exchange	Date	Time	Price	Trading volume (mio.)	Number of trades
Tradegate	2024/07/26	22:02	0.107 EUR	0.00	1
TSX Venture Exchange	2024/07/22	21:02	0.165 CAD	0.00	3
Stuttgart	2024/07/26	14:44	0.083 EUR	0.00	4
Munich	2024/07/26	08:02	0.115 EUR	0.00	1
Hamburg	2024/07/26	08:01	0.099 EUR	0.00	3

	26					
Frankfurt	2024/07/26	08:05	0.099	EUR	0.00	2
FINRA other OTC Issues	2024/07/25	15:36	0.1267	USD	0.00	1
Duesseldorf	2024/07/26	08:12	0.0985	EUR	0.00	3
Berlin	2024/07/26	08:02	0.0995	EUR	0.00	3

## Company profile

### Company Logo

#### Contact Details

XIMEN MINING

--

----

Telefon: -

Fax: -

E-mail: -

### Company Profile

-