


AUTOWALLIS PLC HUF12.5(POST SUBD) (ATW) - BUD/20250325

2024/07/27 09:52:03

Price
152.00 HUF

Difference  -0.65% (-1.00)

General attributes

Symbol	ATW0325
Exchange	Budapest Stock Exchange
Currency	HUF
Security type	Future
Underlying	AUTOWALLIS PLC HUF12.5(POST SUBD)
Maturity	03-2025
Contract size	8,000

Market data

Bid (Bid size)	- HUF (-)
Ask (Ask size)	- HUF (-)
Open	152.00 HUF
High	-
Low	-
Close (prev. day)	153.00 HUF
Underlying	AUTOWALLIS PLC HUF12.5(POST SUBD)
Underlying price (date)	147.00 (24/07/26)
Settlement price (date)	- (-)
Open Interest	0

Performance and Risk

	6m	1y	3y
Perf (%)	-	-	-
Perf (abs.)	-	-	-
Beta	-	-	-
Volatility	-	-	-

Futures and Options

Related Futures	-
Related Options	-












Information about previous performance does not guarantee future performance.
Source: FactSet

Price data

Ø price 5 days Ø volume 5 days (pcs.)	- HUF (-)
Ø price 30 days Ø volume 30 days (pcs.)	- HUF (-)
Ø price 100 days Ø volume 100 days (pcs.)	- HUF (-)
Ø price 250 days Ø volume 250 days (pcs.)	- HUF (-)
YTD High date	- HUF (-)
YTD Low date	- HUF (-)
52 Weeks High date	- HUF (-)
52 Weeks Low date	- HUF (-)

Recent Research

on market			
Date		Headline	Download
2024/07/03		Global Strategy 3Q 2024	
2024/07/03		Global Strategy 3Q 2024	
2024/03/26		Global Strategy 2Q 2024	
2024/03/26		Global Strategy 2Q 2024	
2024/01/09		Global Strategy 1Q 2024	