

ASR NEDERLAND N.V.

ISIN: NL0011872643 WKN: -

Overview

2024/05/31 15:51:29

Price
48.45 USDDifference  5.92% (2.71)

General attributes

ISIN	NL0011872643
Symbol	ASRNL
Exchange	FINRA other OTC Issues
Currency	USD
Sector	Financial
Security type	Stock
Market cap (m)	9,531 EUR
Benchmark	AMSTERDAM EXCHANGES INDEX

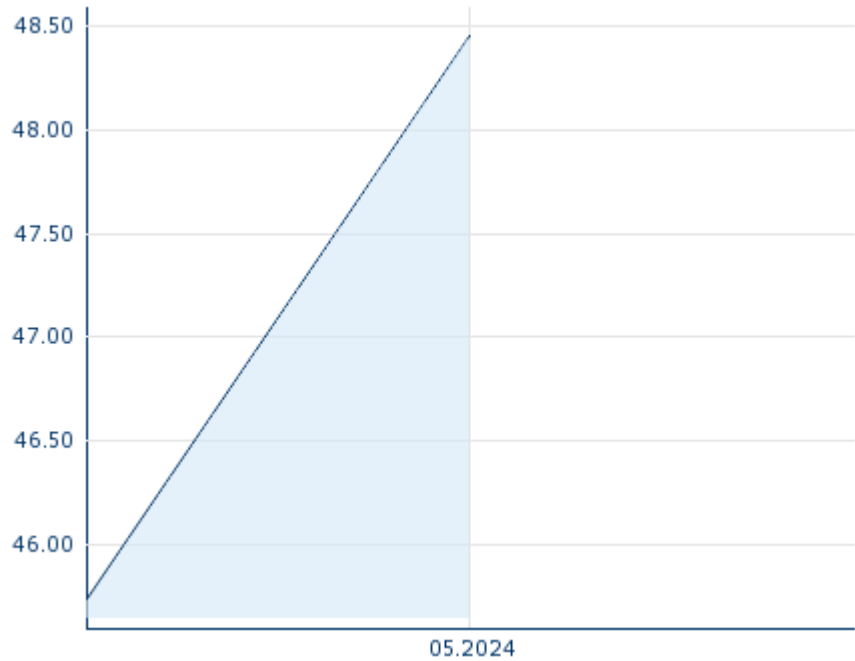
Market data

Bid (Bid size)	-
Ask (Ask size)	-
Open	48.45 USD
High	48.45 USD
Low	48.45 USD
Close (prev. day)	45.74 USD
VWAP	48.45 USD
Volume (pcs)	200
Trading volume	9,690.00
Number of trades	2
Last size	100

Futures and Options



Related Futures	24
Related Options	-

5y



Information about previous performance does not guarantee future performance.
Source: FactSet

Recent research

on sector		on market	
Date		Headline	Download
2024/06/28		Equity Weekly	
2024/06/24		Aktienempfehlungen Österreich	
2024/06/21		Global Equity Ratings	
2024/06/21		Aktienempfehlungen Global	
2024/06/14		Global Equity Ratings	

Details

2024/05/31 15:51:29

Price

48.45 USD

 Difference ▲ 5.92% (2.71)

General attributes

ISIN	NL0011872643
Symbol	ASRNL
Exchange	FINRA other OTC Issues
Currency	USD
Sector	Financial
Security type	Stock
Market cap (m)	9,531 EUR
Benchmark	AMSTERDAM EXCHANGES INDEX

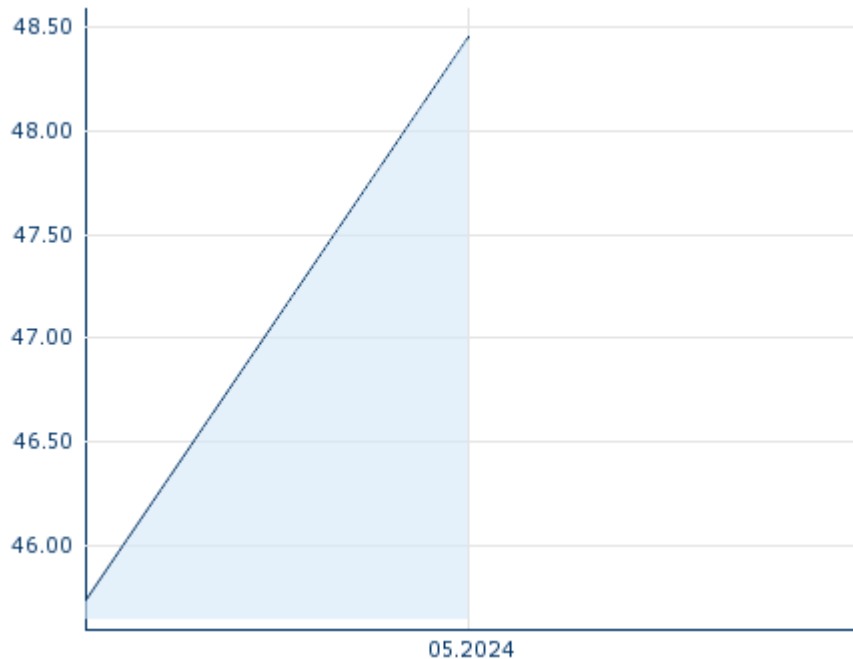
Market data

Bid (Bid size)	-
Ask (Ask size)	-
Open	48.45 USD
High	48.45 USD
Low	48.45 USD
Close (prev. day)	45.74 USD
VWAP	48.45 USD
Volume (pcs)	200
Trading volume	9,690.00
Number of trades	2
Last size	100

Performance and Risk

	6m	1y	3y
Perf (%)	-	-	-
Perf (abs.)	-	-	-
Beta	0.46	0.54	0.70
Volatility	-	-	-

5y



Information about previous performance does not guarantee future performance.
Source: FactSet

Price data

Ø price 5 days Ø volume 5 days (pcs.)	- USD (-)
Ø price 30 days Ø volume 30 days (pcs.)	48.45 USD (69)
Ø price 100 days Ø volume 100 days (pcs.)	- USD (-)
Ø price 250 days Ø volume 250 days (pcs.)	- USD (-)
YTD High date	- USD (-)
YTD Low date	- USD (-)
52 Weeks High date	- USD (-)
52 Weeks Low date	- USD (-)

All listings for ASR NEDERLAND N.V.

Exchange	Date	Time	Price	Trading volume (mio.)	Number of trades
Tradegate	2024/07/05	09:18	45.35 EUR	0.00	2
Stuttgart	2024/07/05	08:00	44.48 EUR	0.00	1
Munich	2024/07/05	08:14	45.40 EUR	0.00	1
London Stock Exchange European Trade Reporting	2024/07/05	08:59	45.37 EUR	0.00	1
Frankfurt	2024/07/05	08:54	45.37 EUR	0.00	2

	07/05					
FINRA other OTC Issues	2024/ 05/31	15:51	48.45 USD	0.01		2
Euronext Milan MTF Trading After Hours	-	-	-	0.00		-
Euronext Amsterdam	2024/ 07/05	10:39	45.10 EUR	1.68		472
Duesseldorf	2024/ 07/05	08:10	45.33 EUR	0.00		1
Berlin	2024/ 07/05	10:22	45.14 EUR	0.00		4

Company profile

Company Logo



Contact Details

ASR NEDERLAND NV

--

Archimedeslaan 10 - 3584 BA Utrecht

Telefon: +31-30-257-91-11

Fax: +

E-mail: -

Company Profile

-

Members of Management Board

Jos Baeten Chairman of Managing Board

Ewout Hollegien Member of Executive Committee

Ingrid de Swart Member of Executive Committee

Board of directors

Joannes Gerardus Wijn Chairman of Supervisory Board

Bob Elfring Member of Supervisory Board

Daniëlle Jansen Heijtmajer Member of Supervisory Board

Eilard Friese Member of Supervisory Board

Gerard van Olphen Member of Supervisory Board

Gisella van Vollenhoven-Eikelenboom Member of Supervisory Board

Sonja Barendregt-Roojers Member of Supervisory Board