

AMSC ASA

ISIN: NO0010272065

WKN: -

Overview

2024/09/13 08:12:26

Price
2.265 EURDifference  1.57% (0.04)

General attributes

| | |
|----------------|---------------------------------|
| ISIN | NO0010272065 |
| Symbol | AMSC |
| Exchange | Duesseldorf |
| Currency | EUR |
| Sector | Transport |
| Security type | Stock |
| Market cap (m) | 170 EUR |
| Benchmark | NORWAY OSLO BORS ALL SHARE(TRG) |

Market data

| | |
|-------------------|-----------|
| Bid (Bid size) | - |
| Ask (Ask size) | - |
| Open | 2.265 EUR |
| High | 2.265 EUR |
| Low | 2.265 EUR |
| Close (prev. day) | 2.23 EUR |
| VWAP | - |
| Volume (pcs) | 0 |
| Trading volume | 0.00 |
| Number of trades | 3 |
| Last size | 0 |

Futures and Options

| | |
|-----------------|---|
| Related Futures | - |
| Related Options | - |











5y



Information about previous performance does not guarantee future performance.
Source: FactSet

Recent research

on sector

| Date | | Headline | Download |
|------------|---|-------------------------------|---|
| 2024/09/11 |  | Global Equity Ratings |  |
| 2024/09/11 |  | Aktienempfehlungen Global |  |
| 2024/09/09 |  | Aktienempfehlungen Österreich |  |
| 2024/09/05 |  | Global Equity Ratings |  |
| 2024/09/05 |  | Aktienempfehlungen Global |  |

Details

2024/09/13 08:12:26

Price

2.265 EUR

Difference ▲ 1.57% (0.04)

General attributes

| | |
|----------------|---------------------------------|
| ISIN | NO0010272065 |
| Symbol | AMSC |
| Exchange | Duesseldorf |
| Currency | EUR |
| Sector | Transport |
| Security type | Stock |
| Market cap (m) | 170 EUR |
| Benchmark | NORWAY OSLO BORS ALL SHARE(TRG) |

Market data

| | |
|-------------------|-----------|
| Bid (Bid size) | - |
| Ask (Ask size) | - |
| Open | 2.265 EUR |
| High | 2.265 EUR |
| Low | 2.265 EUR |
| Close (prev. day) | 2.23 EUR |
| VWAP | - |
| Volume (pcs) | 0 |
| Trading volume | 0.00 |
| Number of trades | 3 |
| Last size | 0 |

Performance and Risk

| | 6m | 1y | 3y |
|-------------|--------|----|----|
| Perf (%) | +5.35% | - | - |
| Perf (abs.) | +0.12 | - | - |
| Beta | - | - | - |
| Volatility | 40.15 | - | - |

5y



Information about previous performance does not guarantee future performance.
Source: FactSet

Price data

| | |
|---|---------------|
| Ø price 5 days Ø volume 5 days (pcs.) | 2.237 EUR (0) |
| Ø price 30 days Ø volume 30 days (pcs.) | 2.429 EUR (0) |
| Ø price 100 days Ø volume 100 days (pcs.) | 2.628 EUR (4) |
| Ø price 250 days Ø volume 250 days (pcs.) | - EUR (-) |
| YTD High date | - EUR (-) |
| YTD Low date | - EUR (-) |
| 52 Weeks High date | - EUR (-) |
| 52 Weeks Low date | - EUR (-) |

All listings for AMSC ASA

| Exchange 📍 | Date | Time | Price | Trading volume (mio.) | Number of trades |
|-------------------------|------------|-------|-----------|-----------------------|------------------|
| Tradegate | 2024/09/13 | 22:02 | 2.38 EUR | 0.00 | 1 |
| Stuttgart | 2024/09/13 | 16:37 | 2.34 EUR | 0.00 | 13 |
| Munich | 2024/09/13 | 08:08 | 2.28 EUR | 0.00 | 2 |
| London Stock Exchange | 2023/04/14 | 09:23 | 41.50 NOK | 0.23 | 1 |
| Frankfurt | 2024/09/13 | 21:39 | 2.36 EUR | 0.00 | 3 |

| | | | | | | | |
|---------------------------|----------------|-------|-----------|------|--|----|--|
| | 13 | | | | | | |
| First North Stockholm | 2024/09/ 02 | 18:00 | 29.15 NOK | 0.01 | | 7 | |
| FINRA other OTC Issues | 2024/09/ 13 | 18:18 | 2.60 USD | 0.01 | | 3 | |
| Duesseldorf | 2024/09/ 13 | 08:12 | 2.265 EUR | 0.00 | | 3 | |
| Berlin | 2024/09/ 13 | 21:43 | 2.375 EUR | 0.00 | | 19 | |

Company profile

Company Logo



Company Profile

-

Contact Details

AMSC ASA

--

Telefon: -

Fax: -

E-mail: -