

## PHOTOCURE ASA

ISIN: **NO0010000045** WKN: -

## Overview

2024/07/18 08:12:41

## Price

4.53 EUR

Difference  0.33% (0.02)

## General attributes

ISIN	NO0010000045
Symbol	PHO
Exchange	Duesseldorf
Currency	EUR
Sector	Chemical / Pharmaceutical / Health
Security type	Stock
Market cap (m)	124 EUR
Benchmark	NORWAY OSLO BORS ALL SHARE(TRG)

## Market data

Bid (Bid size)	-
Ask (Ask size)	-
Open	4.53 EUR
High	4.53 EUR
Low	4.53 EUR
Close (prev. day)	4.515 EUR
VWAP	-
Volume (pcs)	0
Trading volume	0.00
Number of trades	3
Last size	0

## Futures and Options

Related Futures	-
Related Options	-

5y











Information about previous performance does not guarantee future performance.

Source: FactSet

## Recent research

on sector

Date	Headline	Download
2024/07/15	 Aktienempfehlungen Global	
2024/07/12	 Global Equity Ratings	
2024/07/09	 Aktienempfehlungen Österreich	
2024/06/24	 Aktienempfehlungen Österreich	
2024/06/21	 Global Equity Ratings	

## Details

2024/07/18 08:12:41

## Price

4.53 EUR

Difference ▲ 0.33% (0.02)

## General attributes

ISIN	NO0010000045
Symbol	PHO
Exchange	Duesseldorf
Currency	EUR
Sector	Chemical / Pharmaceutical / Health
Security type	Stock
Market cap (m)	124 EUR
Benchmark	NORWAY OSLO BORS ALL SHARE(TRG)

## Market data

Bid (Bid size)	-
Ask (Ask size)	-
Open	4.53 EUR
High	4.53 EUR
Low	4.53 EUR
Close (prev. day)	4.515 EUR
VWAP	-
Volume (pcs)	0
Trading volume	0.00
Number of trades	3
Last size	0

## Performance and Risk

	6m	1y	3y
Perf (%)	-	-	-
Perf (abs.)	-	-	-
Beta	0.58	0.78	0.60
Volatility	-	-	-

5y



Information about previous performance does not guarantee future performance.  
Source: FactSet

## Price data

Ø price 5 days   Ø volume 5 days (pcs.)	4.85 EUR (0)
Ø price 30 days   Ø volume 30 days (pcs.)	5.31 EUR (0)
Ø price 100 days   Ø volume 100 days (pcs.)	- EUR (-)
Ø price 250 days   Ø volume 250 days (pcs.)	- EUR (-)
YTD High   date	- EUR (-)
YTD Low   date	- EUR (-)
52 Weeks High   date	- EUR (-)
52 Weeks Low   date	- EUR (-)

## Arbitrage views

Exchange <span style="font-size: small;">⬆️</span>	Date	Time	Price	Trading volume (mio.)	Number of trades
Tradegate	2024/07/18	22:02	4.735 EUR	0.00	1
Stuttgart	2024/07/18	16:15	4.71 EUR	0.00	10
London Stock Exchange	2023/11/29	17:38	50.2019 NOK	1.00	1
Frankfurt	2024/07/18	16:25	4.835 EUR	0.00	1
First North	2024/07/18	18:00	55.80 NOK	0.03	2

Stockholm	16					
FINRA other OTC Issues	2024/06/26	18:24	5.12 USD	0.00	1	
Duesseldorf	2024/07/18	08:12	4.53 EUR	0.00	3	
Berlin	2024/07/18	21:43	4.73 EUR	0.00	19	

## Company profile

### Company Logo



### Company Profile

-

### Contact Details

PHOTOCURE

--

----

Telefon: -

Fax: -

E-mail: -