

## AF GRUPPEN ASA

ISIN: NO0003078107 WKN: -

## Overview

2024/05/24 08:12:32

## Price

11.52 EUR

Difference  -0.17% (-0.02)

## General attributes

ISIN	NO0003078107
Symbol	AFG
Exchange	Duesseldorf
Currency	EUR
Sector	Utilities
Security type	Stock
Market cap (m)	1,245 EUR
Benchmark	NORWAY OSLO BORS ALL SHARE(TRG)

## Market data

Bid (Bid size)	11.50 EUR (270)
Ask (Ask size)	11.58 EUR (270)
Open	11.52 EUR
High	11.52 EUR
Low	11.52 EUR
Close (prev. day)	11.54 EUR
VWAP	-
Volume (pcs)	0
Trading volume	0.00
Number of trades	1
Last size	0

## Futures and Options





Related Futures	-
Related Options	-

5y



Information about previous performance does not guarantee future performance.  
Source: FactSet

## Recent research

on sector			
Date		Headline	Download
2024/05/13		Aktienempfehlungen Österreich	
2024/05/10		Equity Weekly	
2024/04/29		Aktienempfehlungen Österreich	
2024/04/26		Global Equity Ratings	
2024/04/26		Aktienempfehlungen Global	

## Details

2024/05/24 08:12:32

## Price

11.52 EUR

Difference ▼ -0.17% (-0.02)

## General attributes

ISIN	NO0003078107
Symbol	AFG
Exchange	Duesseldorf
Currency	EUR
Sector	Utilities
Security type	Stock
Market cap (m)	1,245 EUR
Benchmark	NORWAY OSLO BORS ALL SHARE(TRG)

## Market data

Bid (Bid size)	11.50 EUR (270)
Ask (Ask size)	11.58 EUR (270)
Open	11.52 EUR
High	11.52 EUR
Low	11.52 EUR
Close (prev. day)	11.54 EUR
VWAP	-
Volume (pcs)	0
Trading volume	0.00
Number of trades	1
Last size	0

## Performance and Risk

	6m	1y	3y
Perf (%)	-	-	-
Perf (abs.)	-	-	-
Beta	0.42	0.41	0.42
Volatility	-	-	-

5y



Information about previous performance does not guarantee future performance.  
Source: FactSet

## Price data

Ø price 5 days   Ø volume 5 days (pcs.)	11.57 EUR (0)
Ø price 30 days   Ø volume 30 days (pcs.)	11.79 EUR (0)
Ø price 100 days   Ø volume 100 days (pcs.)	- EUR (-)
Ø price 250 days   Ø volume 250 days (pcs.)	- EUR (-)
YTD High   date	- EUR (-)
YTD Low   date	- EUR (-)
52 Weeks High   date	- EUR (-)
52 Weeks Low   date	- EUR (-)

## Arbitrage views

Exchange	Date	Time	Price	Trading volume (mio.)	Number of trades
Tradegate	2024/05/23	22:26	11.58 EUR	0.00	1
Stuttgart	2024/05/24	11:14	11.40 EUR	0.00	5
Munich	2024/05/24	08:04	11.60 EUR	0.00	1
London Stock Exchange	2022/06/17	15:34	161.40 NOK	2.58	1
Frankfurt	2024/05/24	09:38	11.48 EUR	0.00	1

	24					
First North Stockholm	2024/05/ 15	10:22	140.80 NOK	0.01		1
FINRA other OTC Issues	2023/12/ 07	02:10	10.12 USD	0.01		1
Duesseldorf	2024/05/ 24	08:12	11.52 EUR	0.00		1

## Company profile

### Company Logo



### Company Profile

-

### Contact Details

AF GRUPPEN

--

Innspurten 15 0663 Oslo

Telefon: +47 22 89 11 00

Fax: -

E-mail: -