

ARIMA REAL ESTATE SA EUR10

ISIN: **ES0105376000** WKN: -

Overview

2024/10/18 19:31:44

Price
8.24 EURDifference  0.00% (0.00)

General attributes

ISIN	ES0105376000
Symbol	ARM
Exchange	Duesseldorf
Currency	EUR
Sector	-
Security type	Stock
Market cap (m)	222 EUR
Benchmark	IBEX 35

Market data

Bid (Bid size)	-
Ask (Ask size)	-
Open	7.54 EUR
High	8.34 EUR
Low	7.54 EUR
Close (prev. day)	8.24 EUR
VWAP	-
Volume (pcs)	0
Trading volume	0.00
Number of trades	3
Last size	0

Futures and Options

Related Futures	-
Related Options	-











5y



Information about previous performance does not guarantee future performance.
Source: FactSet

Recent research

on market

Date	Headline	Download
2024/10/08	 Global Strategy 4Q 2024	
2024/10/08	 Global Strategy 4Q 2024	
2024/09/27	 Global Equity Ratings	
2024/09/27	 Aktienempfehlungen Global	
2024/09/11	 Global Equity Ratings	

Details

2024/10/18 19:31:44

Price

8.24 EUR

Difference ➔ 0.00% (0.00)

General attributes

ISIN	ES0105376000
Symbol	ARM
Exchange	Duesseldorf
Currency	EUR
Sector	-
Security type	Stock
Market cap (m)	222 EUR
Benchmark	IBEX 35

Market data

Bid (Bid size)	-
Ask (Ask size)	-
Open	7.54 EUR
High	8.34 EUR
Low	7.54 EUR
Close (prev. day)	8.24 EUR
VWAP	-
Volume (pcs)	0
Trading volume	0.00
Number of trades	3
Last size	0

Performance and Risk

	6m	1y	3y
Perf (%)	+29.52%	-	-
Perf (abs.)	+1.86	-	-
Beta	-0.14	0.01	0.09
Volatility	43.90	-	-

5y



Information about previous performance does not guarantee future performance.
Source: FactSet

Price data

Ø price 5 days Ø volume 5 days (pcs.)	8.15 EUR (0)
Ø price 30 days Ø volume 30 days (pcs.)	8.10 EUR (0)
Ø price 100 days Ø volume 100 days (pcs.)	7.84 EUR (3)
Ø price 250 days Ø volume 250 days (pcs.)	- EUR (-)
YTD High date	- EUR (-)
YTD Low date	- EUR (-)
52 Weeks High date	- EUR (-)
52 Weeks Low date	- EUR (-)

Arbitrage views

Exchange ⊕	Date	Time	Price	Trading volume (mio.)	Number of trades
Stuttgart	2024/10/18	10:56	8.36 EUR	0.00	3
Frankfurt	2024/10/18	15:29	8.36 EUR	0.00	5
Duesseldorf	2024/10/18	19:31	8.24 EUR	0.00	3
BME Continuous Market	2024/10/18	17:35	8.54 EUR	0.04	10

Company profile

Company Logo

Contact Details

ARIMA REAL ESTATE SA

--

Telefon: -

Fax: -

E-mail: -

Company Profile

-