

## ASPO PLC

ISIN: FI0009008072

WKN: ASPO

## Overview

2024/10/18 08:12:25

Price  
5.84 EURDifference  0.69% (0.04)

## General attributes

ISIN	FI0009008072
Symbol	ASPO
Exchange	Duesseldorf
Currency	EUR
Sector	Energy / Commodities
Security type	Stock
Market cap (m)	187 EUR
Benchmark	OMX HELSINKI 25

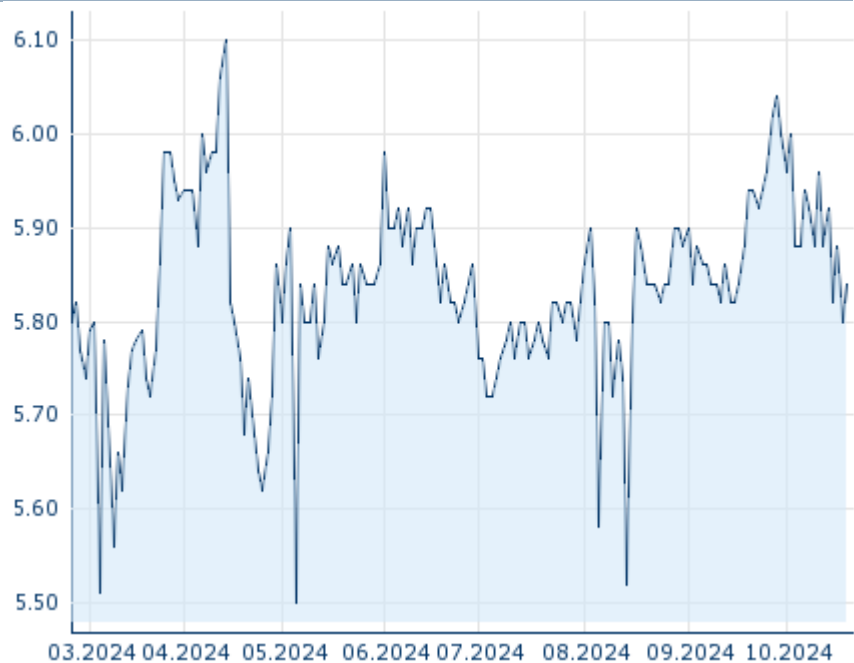
## Market data

Bid (Bid size)	-
Ask (Ask size)	-
Open	5.84 EUR
High	5.84 EUR
Low	5.84 EUR
Close (prev. day)	5.80 EUR
VWAP	-
Volume (pcs)	0
Trading volume	0.00
Number of trades	3
Last size	0

## Futures and Options



Related Futures	-
Related Options	-

5y



Information about previous performance does not guarantee future performance.  
Source: FactSet

## Recent research

on sector		on market	
Date		Headline	Download
2024/10/18		Equity Weekly	
2024/10/14		Aktienempfehlungen Österreich	
2024/10/11		Equity Weekly	
2024/10/04		Equity Weekly	
2024/09/27		Global Equity Ratings	

## Details

2024/10/18 08:12:25

**Price**  
5.84 EUR

**Difference** ▲ 0.69% (0.04)

## General attributes

ISIN	FI0009008072
Symbol	ASPO
Exchange	Duesseldorf
Currency	EUR
Sector	Energy / Commodities
Security type	Stock
Market cap (m)	187 EUR
Benchmark	OMX HELSINKI 25

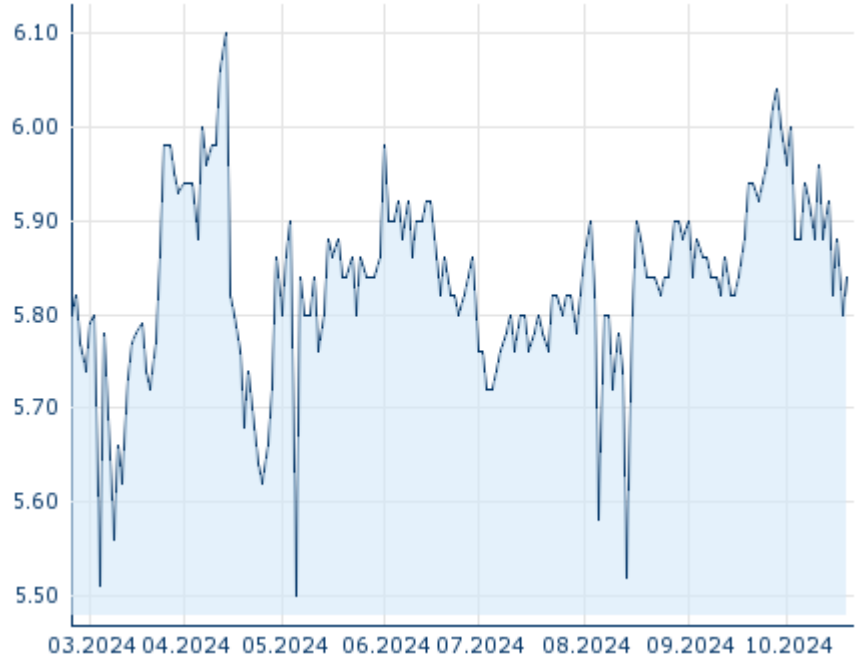
## Market data

Bid (Bid size)	-
Ask (Ask size)	-
Open	5.84 EUR
High	5.84 EUR
Low	5.84 EUR
Close (prev. day)	5.80 EUR
VWAP	-
Volume (pcs)	0
Trading volume	0.00
Number of trades	3
Last size	0

## Performance and Risk

	6m	1y	3y
Perf (%)	+1.39%	-	-
Perf (abs.)	+0.08	-	-
Beta	0.19	0.26	0.72
Volatility	21.59	-	-

5y



Information about previous performance does not guarantee future performance.  
Source: FactSet

## Price data

Ø price 5 days   Ø volume 5 days (pcs.)	5.85 EUR (0)
Ø price 30 days   Ø volume 30 days (pcs.)	5.90 EUR (0)
Ø price 100 days   Ø volume 100 days (pcs.)	5.85 EUR (0)
Ø price 250 days   Ø volume 250 days (pcs.)	- EUR (-)
YTD High   date	- EUR (-)
YTD Low   date	- EUR (-)
52 Weeks High   date	- EUR (-)
52 Weeks Low   date	- EUR (-)

## Arbitrage views

Exchange <span>⊕</span>	Date	Time	Price	Trading volume (mio.)	Number of trades
Stuttgart	2024/10/18	13:25	5.84 EUR	0.00	8
Nasdaq Helsinki	2024/10/18	18:00	5.96 EUR	0.03	42
London Stock Exchange	2020/01/08	11:49	7.601 EUR	0.01	1
Frankfurt	2024/10/18	08:11	5.86 EUR	0.00	2
Duesseldorf	2024/10/18	08:12	5.84 EUR	0.00	3

	18						
Berlin	2024/10/18	19:35	5.96 EUR	0.00		16	

## Company profile

### Company Logo



### Company Profile

-

### Contact Details

ASPO

--

----

Telefon: -

Fax: -

E-mail: -