

MARIMEKKO OYJ

ISIN: **FI0009007660** WKN: **MMO1V**

Overview

2024/05/17 08:12:30

Price

13.24 EUR

Difference  -4.34% (-0.60)

General attributes

| | |
|----------------|-------------------|
| ISIN | FI0009007660 |
| Symbol | MEKKO |
| Exchange | Duesseldorf |
| Currency | EUR |
| Sector | Consumer Products |
| Security type | Stock |
| Market cap (m) | 543 EUR |
| Benchmark | OMX HELSINKI 25 |

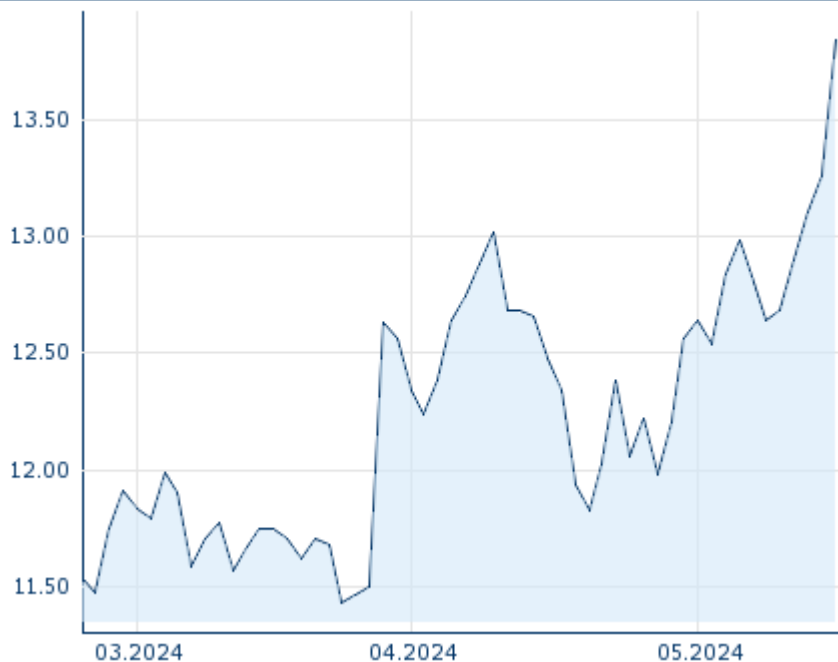
Market data

| | |
|-------------------|-----------------|
| Bid (Bid size) | 13.50 EUR (150) |
| Ask (Ask size) | 13.66 EUR (150) |
| Open | 13.24 EUR |
| High | 13.24 EUR |
| Low | 13.24 EUR |
| Close (prev. day) | 13.84 EUR |
| VWAP | - |
| Volume (pcs) | 0 |
| Trading volume | 0.00 |
| Number of trades | 1 |
| Last size | 0 |

Futures and Options





| | |
|-----------------|---|
| Related Futures | - |
| Related Options | - |

5y



Information about previous performance does not guarantee future performance.
Source: FactSet

Recent research

| on sector | | on market | |
|------------|---|---|--|
| Date | Headline | Download | |
| 2024/05/13 |  Aktienempfehlungen Österreich |  | |
| 2024/04/29 |  Aktienempfehlungen Österreich |  | |
| 2024/04/26 |  Equity Weekly |  | |
| 2024/04/26 |  Global Equity Ratings |  | |
| 2024/04/26 |  Aktienempfehlungen Global |  | |

Details

2024/05/17 08:12:30

Price

13.24 EUR

Difference 📉 -4.34% (-0.60)

General attributes

| | |
|----------------|-------------------|
| ISIN | F10009007660 |
| Symbol | MEKKO |
| Exchange | Duesseldorf |
| Currency | EUR |
| Sector | Consumer Products |
| Security type | Stock |
| Market cap (m) | 543 EUR |
| Benchmark | OMX HELSINKI 25 |

Market data

| | |
|-------------------|-----------------|
| Bid (Bid size) | 13.50 EUR (150) |
| Ask (Ask size) | 13.66 EUR (150) |
| Open | 13.24 EUR |
| High | 13.24 EUR |
| Low | 13.24 EUR |
| Close (prev. day) | 13.84 EUR |
| VWAP | - |
| Volume (pcs) | 0 |
| Trading volume | 0.00 |
| Number of trades | 1 |
| Last size | 0 |

Performance and Risk

| | 6m | 1y | 3y |
|-------------|------|------|------|
| Perf (%) | - | - | - |
| Perf (abs.) | - | - | - |
| Beta | 0.61 | 0.78 | 1.03 |
| Volatility | - | - | - |

5y



Information about previous performance does not guarantee future performance.
Source: FactSet

Price data

| | |
|---|---------------|
| Ø price 5 days Ø volume 5 days (pcs.) | 13.16 EUR (0) |
| Ø price 30 days Ø volume 30 days (pcs.) | 12.60 EUR (0) |
| Ø price 100 days Ø volume 100 days (pcs.) | - EUR (-) |
| Ø price 250 days Ø volume 250 days (pcs.) | - EUR (-) |
| YTD High date | - EUR (-) |
| YTD Low date | - EUR (-) |
| 52 Weeks High date | - EUR (-) |
| 52 Weeks Low date | - EUR (-) |

Arbitrage views

| Exchange 📍 | Date | Time | Price | Trading volume (mio.) | Number of trades |
|-------------------------|------------|-------|-----------|-----------------------|------------------|
| Stuttgart | 2024/05/17 | 13:32 | 13.54 EUR | 0.00 | 5 |
| Nasdaq Helsinki | 2024/05/17 | 13:56 | 13.58 EUR | 0.14 | 221 |
| Munich | 2024/05/17 | 08:06 | 13.54 EUR | 0.00 | 1 |
| London Stock Exchange | 2023/09/29 | 17:38 | 10.51 EUR | 0.01 | 2 |
| Frankfurt | 2024/05/17 | 09:16 | 13.40 EUR | 0.00 | 1 |

| | | | | | | | |
|------------------------|------------|-------|------------|------|--|--|---|
| | 17 | | | | | | |
| FINRA other OTC Issues | 2024/05/06 | 20:28 | 14.435 USD | 0.00 | | | 1 |
| Duesseldorf | 2024/05/17 | 08:12 | 13.24 EUR | 0.00 | | | 1 |

Company profile

Company Logo

marimekko

Company Profile

-

Contact Details

MARIMEKKO

--

Puusepankatu 4 00880 Helsinki

Telefon: +358 9 75871

Fax: +358 9 755 3051

E-mail: info@marimekko.com