

## KRI-KRI MILK INDUSTRY SA EUR0.38

ISIN: **GRS469003024** WKN: -

## Overview

2024/06/21 08:12:27

Price  
10.55 EURDifference  0.00% (0.00)

## General attributes

ISIN	GRS469003024
Symbol	KRI
Exchange	Duesseldorf
Currency	EUR
Sector	Consumer Products
Security type	Stock
Market cap (m)	352 EUR
Benchmark	GREECE

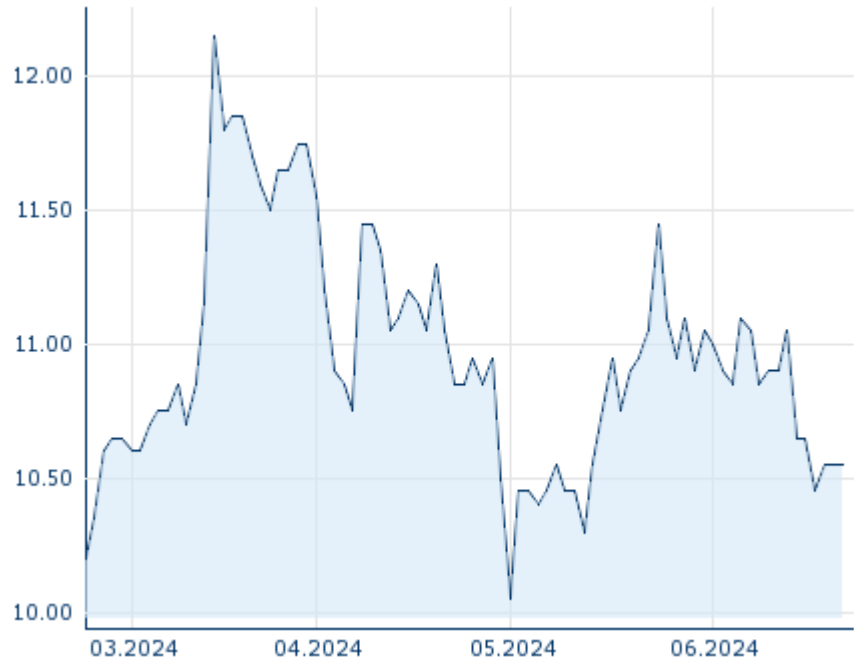
## Market data

Bid (Bid size)	-
Ask (Ask size)	-
Open	10.55 EUR
High	10.55 EUR
Low	10.55 EUR
Close (prev. day)	10.55 EUR
VWAP	-
Volume (pcs)	0
Trading volume	0.00
Number of trades	1
Last size	0

## Futures and Options






Related Futures	-
Related Options	-

5y



Information about previous performance does not guarantee future performance.  
Source: FactSet

## Recent research

on sector		on market	
Date		Headline	Download
2024/06/21		Global Equity Ratings	
2024/06/21		Aktienempfehlungen Global	
2024/06/14		Global Equity Ratings	
2024/06/14		Aktienempfehlungen Global	
2024/06/11		Aktienempfehlungen Österreich	

## Details

2024/06/21 08:12:27

### Price

10.55 EUR

 Difference ➔ 0.00% (0.00)

### General attributes

ISIN	GRS469003024
Symbol	KRI
Exchange	Duesseldorf
Currency	EUR
Sector	Consumer Products
Security type	Stock
Market cap (m)	352 EUR
Benchmark	GREECE

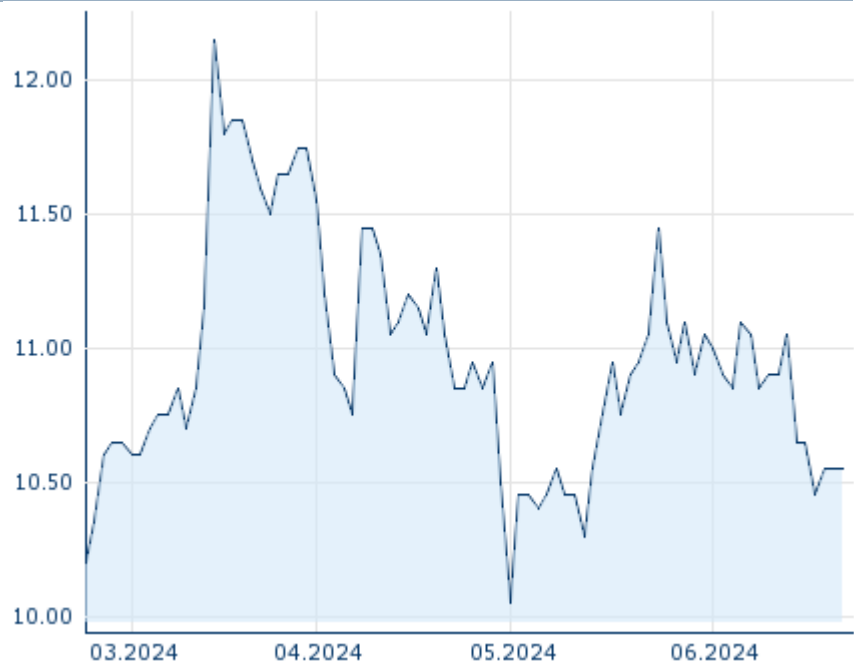
### Market data

Bid (Bid size)	-
Ask (Ask size)	-
Open	10.55 EUR
High	10.55 EUR
Low	10.55 EUR
Close (prev. day)	10.55 EUR
VWAP	-
Volume (pcs)	0
Trading volume	0.00
Number of trades	1
Last size	0

### Performance and Risk

	6m	1y	3y
Perf (%)	-	-	-
Perf (abs.)	-	-	-
Beta	0.40	0.37	0.45
Volatility	-	-	-

5y



Information about previous performance does not guarantee future performance.  
Source: FactSet

### Price data

Ø price 5 days   Ø volume 5 days (pcs.)	10.55 EUR (4)
Ø price 30 days   Ø volume 30 days (pcs.)	10.84 EUR (7)
Ø price 100 days   Ø volume 100 days (pcs.)	- EUR (-)
Ø price 250 days   Ø volume 250 days (pcs.)	- EUR (-)
YTD High   date	- EUR (-)
YTD Low   date	- EUR (-)
52 Weeks High   date	- EUR (-)
52 Weeks Low   date	- EUR (-)

### Arbitrage views

Exchange <span>⊕</span>	Date	Time	Price	Trading volume (mio.)	Number of trades
Stuttgart	2024/06/21	08:09	10.50 EUR	0.00	1
Munich	2024/06/21	08:09	10.80 EUR	0.00	1
London Stock Exchange	2022/11/14	15:58	5.76 EUR	0.00	1
Frankfurt	2024/06/21	08:20	10.60 EUR	0.00	1
Duesseldorf	2024/06/21	08:12	10.55 EUR	0.00	1

	21					
Athens Stock Exchange	2024/06/21	16:17	10.65	EUR	0.19	56

## Company profile

### Company Logo

#### Contact Details

KRI KRI

--

----

Telefon: -

Fax: -

E-mail: -

### Company Profile

-