

KRI-KRI MILK INDUSTRY SA EUR0.38

ISIN: **GRS469003024** WKN: -

Overview

2024/06/20 17:36:33

Price
10.55 EURDifference  0.00% (0.00)

General attributes

ISIN	GRS469003024
Symbol	KRI
Exchange	Duesseldorf
Currency	EUR
Sector	Consumer Products
Security type	Stock
Market cap (m)	354 EUR
Benchmark	GREECE

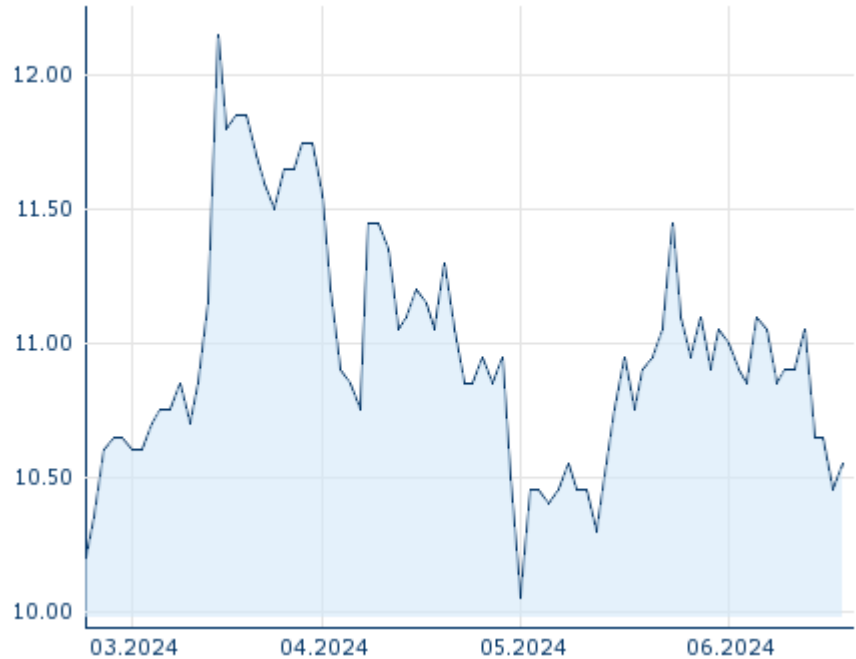
Market data

Bid (Bid size)	10.55 EUR (320)
Ask (Ask size)	10.80 EUR (320)
Open	10.55 EUR
High	10.55 EUR
Low	10.55 EUR
Close (prev. day)	10.55 EUR
VWAP	-
Volume (pcs)	20
Trading volume	211.00
Number of trades	2
Last size	20

Futures and Options




Related Futures	-
Related Options	-

5y



Information about previous performance does not guarantee future performance.
Source: FactSet

Recent research

on sector		on market	
Date		Headline	Download
2024/06/14		Global Equity Ratings	
2024/06/14		Aktienempfehlungen Global	
2024/06/11		Aktienempfehlungen Österreich	
2024/05/29		Global Equity Ratings	
2024/05/29		Aktienempfehlungen Global	

Details

2024/06/20 17:36:33

Price

10.55 EUR

Difference ➔ 0.00% (0.00)

General attributes

ISIN	GRS469003024
Symbol	KRI
Exchange	Duesseldorf
Currency	EUR
Sector	Consumer Products
Security type	Stock
Market cap (m)	354 EUR
Benchmark	GREECE

Market data

Bid (Bid size)	10.55 EUR (320)
Ask (Ask size)	10.80 EUR (320)
Open	10.55 EUR
High	10.55 EUR
Low	10.55 EUR
Close (prev. day)	10.55 EUR
VWAP	-
Volume (pcs)	20
Trading volume	211.00
Number of trades	2
Last size	20

Performance and Risk

	6m	1y	3y
Perf (%)	-	-	-
Perf (abs.)	-	-	-
Beta	0.39	0.37	0.45
Volatility	-	-	-

5y



Information about previous performance does not guarantee future performance.
Source: FactSet

Price data

Ø price 5 days Ø volume 5 days (pcs.)	10.67 EUR (0)
Ø price 30 days Ø volume 30 days (pcs.)	10.84 EUR (11)
Ø price 100 days Ø volume 100 days (pcs.)	- EUR (-)
Ø price 250 days Ø volume 250 days (pcs.)	- EUR (-)
YTD High date	- EUR (-)
YTD Low date	- EUR (-)
52 Weeks High date	- EUR (-)
52 Weeks Low date	- EUR (-)

Arbitrage views

Exchange ⊕	Date	Time	Price	Trading volume (mio.)	Number of trades
Stuttgart	2024/06/20	08:16	10.50 EUR	0.00	1
Munich	2024/06/20	08:17	10.80 EUR	0.00	1
London Stock Exchange	2022/11/14	15:58	5.76 EUR	0.00	1
Frankfurt	2024/06/20	08:20	10.60 EUR	0.00	1
Duesseldorf	2024/06/20	17:36	10.55 EUR	0.00	2

	20						
Athens Stock Exchange	2024/06/20	16:09	10.70	EUR	0.19		46

Company profile

Company Logo

Contact Details

KRI KRI

--

Telefon: -

Fax: -

E-mail: -

Company Profile

-