

## FOURLIS HLDG EUR1.00

ISIN: **GRS096003009** WKN: -

## Overview

2024/09/13 08:12:23

Price

3.735 EUR

Difference  -0.27% (-0.01)

## General attributes

|                |                   |
|----------------|-------------------|
| ISIN           | GRS096003009      |
| Symbol         | FOYRK             |
| Exchange       | Duesseldorf       |
| Currency       | EUR               |
| Sector         | Consumer Products |
| Security type  | Stock             |
| Market cap (m) | 209 EUR           |
| Benchmark      | GREECE            |

## Market data

|                   |           |
|-------------------|-----------|
| Bid (Bid size)    | -         |
| Ask (Ask size)    | -         |
| Open              | 3.735 EUR |
| High              | 3.735 EUR |
| Low               | 3.735 EUR |
| Close (prev. day) | 3.745 EUR |
| VWAP              | -         |
| Volume (pcs)      | 0         |
| Trading volume    | 0.00      |
| Number of trades  | 3         |
| Last size         | 0         |

## Futures and Options









|                 |   |
|-----------------|---|
| Related Futures | - |
| Related Options | - |

5y



Information about previous performance does not guarantee future performance.  
Source: FactSet

## Recent research

| on sector  |   | on market                     |   |
|------------|---|-------------------------------|---|
| Date       |   | Headline                      | Download  |
| 2024/09/11 |  | Global Equity Ratings         |  |
| 2024/09/11 |  | Aktienempfehlungen Global     |  |
| 2024/09/09 |  | Aktienempfehlungen Österreich |  |
| 2024/09/05 |  | Global Equity Ratings         |  |
| 2024/09/05 |  | Aktienempfehlungen Global     |  |

## Details

2024/09/13 08:12:23

## Price

3.735 EUR

Difference 📉 -0.27% (-0.01)

## General attributes

|                |                   |
|----------------|-------------------|
| ISIN           | GRS096003009      |
| Symbol         | FOYRK             |
| Exchange       | Duesseldorf       |
| Currency       | EUR               |
| Sector         | Consumer Products |
| Security type  | Stock             |
| Market cap (m) | 209 EUR           |
| Benchmark      | GREECE            |

## Market data

|                   |           |
|-------------------|-----------|
| Bid (Bid size)    | -         |
| Ask (Ask size)    | -         |
| Open              | 3.735 EUR |
| High              | 3.735 EUR |
| Low               | 3.735 EUR |
| Close (prev. day) | 3.745 EUR |
| VWAP              | -         |
| Volume (pcs)      | 0         |
| Trading volume    | 0.00      |
| Number of trades  | 3         |
| Last size         | 0         |

## Performance and Risk

|             | 6m     | 1y | 3y |
|-------------|--------|----|----|
| Perf (%)    | -8.00% | -  | -  |
| Perf (abs.) | -0.33  | -  | -  |
| Beta        | -      | -  | -  |
| Volatility  | 25.48  | -  | -  |

5y



Information about previous performance does not guarantee future performance.  
Source: FactSet

## Price data

|   |               |
|---|---------------|
| Ø price 5 days   Ø volume 5 days (pcs.)     | 3.762 EUR (0) |
| Ø price 30 days   Ø volume 30 days (pcs.)   | 3.715 EUR (0) |
| Ø price 100 days   Ø volume 100 days (pcs.) | 3.850 EUR (1) |
| Ø price 250 days   Ø volume 250 days (pcs.) | - EUR (-)     |
| YTD High   date                             | - EUR (-)     |
| YTD Low   date                              | - EUR (-)     |
| 52 Weeks High   date                        | - EUR (-)     |
| 52 Weeks Low   date                         | - EUR (-)     |

## All listings for FOURLIS HLDG EUR1.00

| Exchange              | Date       | Time  | Price      | Trading volume (mio.) | Number of trades |
|-----------------------|------------|-------|------------|-----------------------|------------------|
| Stuttgart             | 2024/09/13 | 15:28 | 3.57 EUR   | 0.00                  | 10               |
| Munich                | 2024/09/13 | 08:12 | 3.88 EUR   | 0.00                  | 1                |
| London Stock Exchange | 2024/02/15 | 11:15 | 4.0941 EUR | 0.03                  | 1                |
| Frankfurt             | 2024/09/13 | 08:12 | 3.76 EUR   | 0.00                  | 2                |
| Duesseldorf           | 2024/09/13 | 08:12 | 3.735 EUR  | 0.00                  | 3                |

|                       |            |       |          |      |  |     |
|-----------------------|------------|-------|----------|------|--|-----|
|                       | 13         |       |          |      |  |     |
| Athens Stock Exchange | 2024/09/13 | 16:13 | 4.00 EUR | 0.14 |  | 117 |

## Company profile

### Company Logo



### Company Profile

-

### Contact Details

FOURLIS HLDG

--

KIFISIAS AVE 340 15451 KIFISSIA

Telefon: +30 (210) 6293000

Fax: +30 (210)-6293205

E-mail: mail@fourlis.gr