

## FOURLIS HLDG EUR1.00

ISIN: **GRS096003009** WKN: -

## Overview

2024/06/14 08:12:27

Price  
3.875 EURDifference  -1.02% (-0.04)

## General attributes

ISIN	GRS096003009
Symbol	FOYRK
Exchange	Duesseldorf
Currency	EUR
Sector	Consumer Products
Security type	Stock
Market cap (m)	203 EUR
Benchmark	GREECE

## Market data

Bid (Bid size)	-
Ask (Ask size)	-
Open	3.875 EUR
High	3.875 EUR
Low	3.875 EUR
Close (prev. day)	3.915 EUR
VWAP	-
Volume (pcs)	0
Trading volume	0.00
Number of trades	3
Last size	0

## Futures and Options








Related Futures	-
Related Options	-

5y



Information about previous performance does not guarantee future performance.  
Source: FactSet

## Recent research

on sector		on market	
Date		Headline	Download
2024/06/14		Global Equity Ratings	
2024/06/14		Aktienempfehlungen Global	
2024/06/11		Aktienempfehlungen Österreich	
2024/05/29		Global Equity Ratings	
2024/05/29		Aktienempfehlungen Global	

## Details

2024/06/14 08:12:27

## Price

3.875 EUR

Difference ▼ -1.02% (-0.04)

## General attributes

ISIN	GRS096003009
Symbol	FOYRK
Exchange	Duesseldorf
Currency	EUR
Sector	Consumer Products
Security type	Stock
Market cap (m)	203 EUR
Benchmark	GREECE

## Market data

Bid (Bid size)	-
Ask (Ask size)	-
Open	3.875 EUR
High	3.875 EUR
Low	3.875 EUR
Close (prev. day)	3.915 EUR
VWAP	-
Volume (pcs)	0
Trading volume	0.00
Number of trades	3
Last size	0

## Performance and Risk

	6m	1y	3y
Perf (%)	-	-	-
Perf (abs.)	-	-	-
Beta	0.71	0.98	0.97
Volatility	-	-	-

5y



Information about previous performance does not guarantee future performance.  
Source: FactSet

## Price data

Ø price 5 days   Ø volume 5 days (pcs.)	3.895 EUR (0)
Ø price 30 days   Ø volume 30 days (pcs.)	3.976 EUR (0)
Ø price 100 days   Ø volume 100 days (pcs.)	- EUR (-)
Ø price 250 days   Ø volume 250 days (pcs.)	- EUR (-)
YTD High   date	- EUR (-)
YTD Low   date	- EUR (-)
52 Weeks High   date	- EUR (-)
52 Weeks Low   date	- EUR (-)

## Arbitrage views

Exchange	Date	Time	Price	Trading volume (mio.)	Number of trades
Stuttgart	2024/06/14	16:39	3.49 EUR	0.00	9
Munich	2024/06/14	08:05	4.075 EUR	0.00	1
London Stock Exchange	2024/02/15	11:15	4.0941 EUR	0.03	1
Frankfurt	2024/06/14	08:07	3.90 EUR	0.00	2
Duesseldorf	2024/06/14	08:12	3.875 EUR	0.00	3

	14					
Athens Stock Exchange	2024/06/14	16:11	3.90 EUR	0.11		122

## Company profile

### Company Logo



### Company Profile

-

### Contact Details

FOURLIS HLDG

--

KIFISIAS AVE 340 15451 KIFISSIA

Telefon: +30 (210) 6293000

Fax: +30 (210)-6293205

E-mail: mail@fourlis.gr