


NOK/HUF (NOK) - BUD/20240515


2024/05/15 03:44:50	
Price	32.9472 HUF
Difference	 -0.55% (-0.18)

General attributes	
Symbol	NOK0524
Exchange	Budapest Stock Exchange
Currency	HUF
Security type	Future
Underlying	NORWEGIAN KRONER / HUNGARIAN FORINT (NOK/HUF)
Maturity	05-2024
Contract size	10,000

Market data	
Bid (Bid size)	- HUF (-)
Ask (Ask size)	- HUF (-)
Open	32.9472 HUF
High	-
Low	-
Close (prev. day)	33.131 HUF
Underlying	NORWEGIAN KRONER / HUNGARIAN FORINT (NOK/HUF)
Underlying price (date)	- (-)
Settlement price (date)	- (-)
Open Interest	0

Performance and Risk			
	6m	1y	3y
Perf (%)	-	-	-
Perf (abs.)	-	-	-
Beta	-	-	-
Volatility	-	-	-










Futures and Options	
Related Futures	-
Related Options	-



Information about previous performance does not guarantee future performance.
Source: FactSet

Price data	
Ø price 5 days Ø volume 5 days (pcs.)	- HUF (-)
Ø price 30 days Ø volume 30 days (pcs.)	- HUF (-)
Ø price 100 days Ø volume 100 days (pcs.)	- HUF (-)
Ø price 250 days Ø volume 250 days (pcs.)	- HUF (-)
YTD High date	- HUF (-)
YTD Low date	- HUF (-)
52 Weeks High date	- HUF (-)
52 Weeks Low date	- HUF (-)

Recent Research

on underlying		on market	
Date	Headline	Download	
2024/05/13	 Will Romanian central bank begin monetary easing?		
2024/05/10	 Disinflation ended in April		
2024/05/08	 Industry plummeted by 2.8% y/y in March		
2024/05/07	 Massive surprise to the upside		
2024/05/06	 Unfavorable factors behind the shiny figure	