


# TOKMANNI GROUP OYJ PRICE RETURN PHYSICALLY SETTLED MONTHLY F

2024/05/17 17:04:12

**Price**  
13.85 EUR

**Difference**  0.00% (0.00)

**General attributes**

Symbol ZTOKMAU24  
Exchange Nasdaq Stockholm  
Currency EUR  
Security type Future  
Underlying TOKMANNI GROUP CORP.  
Maturity 09-2024  
Contract size 100

**Market data**

Bid (Bid size) - EUR (-)  
Ask (Ask size) - EUR (-)  
Open 13.85 EUR  
High 13.85 EUR  
Low 13.85 EUR  
Close (prev. day) 13.85 EUR  
Underlying TOKMANNI GROUP CORP.  
Underlying price (date) 10.70 (24/09/13)  
Settlement price (date) - (-)  
Open Interest -

**Performance and Risk**

	6m	1y	3y
Perf (%)	-	-	-
Perf (abs.)	-	-	-
Beta	-	-	-
Volatility	-	-	-

**Futures and Options**

Related Futures -  
Related Options -












Information about previous performance does not guarantee future performance.  
Source: FactSet

**Price data**

Ø price 5 days | Ø volume 5 days (pcs.) - EUR (-)  
Ø price 30 days | Ø volume 30 days (pcs.) - EUR (-)  
Ø price 100 days | Ø volume 100 days (pcs.) - EUR (-)  
Ø price 250 days | Ø volume 250 days (pcs.) - EUR (-)  
YTD High | date - EUR (-)  
YTD Low | date - EUR (-)  
52 Weeks High | date - EUR (-)  
52 Weeks Low | date - EUR (-)

**Recent Research**

on sector		on market	
Date		Headline	Download
2024/09/11		Global Equity Ratings	
2024/09/11		Aktienempfehlungen Global	
2024/09/05		Global Equity Ratings	
2024/09/05		Aktienempfehlungen Global	
2024/08/12		Global Equity Ratings	