

BEST BUY CO. INC. FUTURE (BBYF) - EUX/202503

2024/05/10 18:28:58

Price
73.7856 USD

Difference  0.93% (0.68)

General attributes

Symbol	BBYFH25
Exchange	Eurex
Currency	USD
Security type	Future
Underlying	BEST BUY CORP INC.
Maturity	03-2025
Contract size	100

Market data

Bid (Bid size)	- USD (-)
Ask (Ask size)	- USD (-)
Open	73.7856 USD
High	73.7856 USD
Low	73.7856 USD
Close (prev. day)	73.1064 USD
Underlying	BEST BUY CORP INC.
Underlying price (date)	74.17 (24/05/10)
Settlement price (date)	73.79 (24/05/10)
Open Interest	0

Performance and Risk

	6m	1y	3y
Perf (%)	-	-	-
Perf (abs.)	-	-	-
Beta	-	-	-
Volatility	-	-	-

Futures and Options

Related Futures	-
Related Options	-

5y












Information about previous performance does not guarantee future performance.
Source: FactSet

Price data

Ø price 5 days Ø volume 5 days (pcs.)	73.7558 USD (0)
Ø price 30 days Ø volume 30 days (pcs.)	77.0897 USD (0)
Ø price 100 days Ø volume 100 days (pcs.)	- USD (-)
Ø price 250 days Ø volume 250 days (pcs.)	- USD (-)
YTD High date	- USD (-)
YTD Low date	- USD (-)
52 Weeks High date	- USD (-)
52 Weeks Low date	- USD (-)

Recent Research

on sector		on market	
Date		Headline	Download
2024/04/26		Global Equity Ratings	
2024/04/26		Aktienempfehlungen Global	
2024/04/03		Global Equity Ratings	
2024/04/03		Aktienempfehlungen Global	
2024/03/13		Global Equity Ratings	