

# APPLE INC. FUTURE (AAPH) - EUX/202503

2024/07/26 18:34:47

**Price**  
**225.2473** USD

**Difference**  **-0.24% (-0.55)**

**General attributes**

Symbol	AAPHH25
Exchange	Eurex
Currency	USD
Security type	Future
Underlying	APPLE INC
Maturity	03-2025
Contract size	100

**Market data**

Bid (Bid size)	- USD (-)
Ask (Ask size)	- USD (-)
Open	225.2473 USD
High	225.2473 USD
Low	225.2473 USD
Close (prev. day)	225.7974 USD
Underlying	APPLE INC
Underlying price (date)	217.96 (24/07/26)
Settlement price (date)	225.25 (24/07/26)
Open Interest	0

**Performance and Risk**

	6m	1y	3y
Perf (%)	-	-	-
Perf (abs.)	-	-	-
Beta	-	-	-
Volatility	-	-	-

**Futures and Options**

Related Futures	-
Related Options	-












Information about previous performance does not guarantee future performance.  
 Source: FactSet

**Price data**

Ø price 5 days   Ø volume 5 days (pcs.)	228.2776 USD (0)
Ø price 30 days   Ø volume 30 days (pcs.)	228.5480 USD (0)
Ø price 100 days   Ø volume 100 days (pcs.)	200.4791 USD (0)
Ø price 250 days   Ø volume 250 days (pcs.)	- USD (-)
YTD High   date	- USD (-)
YTD Low   date	- USD (-)
52 Weeks High   date	- USD (-)
52 Weeks Low   date	- USD (-)

**Recent Research**

on underlying				on sector				on market			
Date		Headline		Download							
2024/07/24		Global Equity Ratings									
2024/07/24		Aktienempfehlungen Global									
2024/07/15		Aktienempfehlungen Global									
2024/07/12		Global Equity Ratings									
2024/06/21		Global Equity Ratings		