

APPLE INC. FUTURE (AAPH) - EUX/202503

2024/07/26 18:34:47

Price
225.2473 USD

Difference  **-0.24% (-0.55)**

General attributes

Symbol	AAPHH25
Exchange	Eurex
Currency	USD
Security type	Future
Underlying	APPLE INC
Maturity	03-2025
Contract size	100

Market data

Bid (Bid size)	- USD (-)
Ask (Ask size)	- USD (-)
Open	225.2473 USD
High	225.2473 USD
Low	225.2473 USD
Close (prev. day)	225.7974 USD
Underlying	APPLE INC
Underlying price (date)	217.96 (24/07/26)
Settlement price (date)	225.25 (24/07/26)
Open Interest	0

Performance and Risk

	6m	1y	3y
Perf (%)	-	-	-
Perf (abs.)	-	-	-
Beta	-	-	-
Volatility	-	-	-

Futures and Options

Related Futures	-
Related Options	-

5y












Information about previous performance does not guarantee future performance.
Source: FactSet

Price data

Ø price 5 days Ø volume 5 days (pcs.)	228.2776 USD (0)
Ø price 30 days Ø volume 30 days (pcs.)	228.5480 USD (0)
Ø price 100 days Ø volume 100 days (pcs.)	200.4791 USD (0)
Ø price 250 days Ø volume 250 days (pcs.)	- USD (-)
YTD High date	- USD (-)
YTD Low date	- USD (-)
52 Weeks High date	- USD (-)
52 Weeks Low date	- USD (-)

Recent Research

on underlying		on sector		on market	
Date		Headline		Download	
2024/07/24		Global Equity Ratings			
2024/07/24		Aktienempfehlungen Global			
2024/07/15		Aktienempfehlungen Global			
2024/07/12		Global Equity Ratings			
2024/06/21		Global Equity Ratings		