

ALSTOM S.A. FUTURE (AOMJ) - EUX/202503

2024/06/25 19:05:12

Price
15.7012 EUR
 Difference  -1.38% (-0.22)

General attributes

Symbol AOMJH25
 Exchange Eurex
 Currency EUR
 Security type Future
 Underlying ALSTOM SA
 Maturity 03-2025
 Contract size 106

Market data

Bid (Bid size) - EUR (-)
 Ask (Ask size) - EUR (-)
 Open 15.7012 EUR
 High 15.7012 EUR
 Low 15.7012 EUR
 Close (prev. day) 15.9204 EUR
 Underlying ALSTOM SA
 Underlying price (date) 15.345 (24/06/26)
 Settlement price (date) 15.70 (24/06/25)
 Open Interest 0

Performance and Risk

| | 6m | 1y | 3y |
|-------------|----|----|----|
| Perf (%) | - | - | - |
| Perf (abs.) | - | - | - |
| Beta | - | - | - |
| Volatility | - | - | - |

Futures and Options

Related Futures -
 Related Options -

5y













Information about previous performance does not guarantee future performance.
 Source: FactSet

Price data

| | |
|---|-----------------|
| Ø price 5 days Ø volume 5 days (pcs.) | 16.1367 EUR (0) |
| Ø price 30 days Ø volume 30 days (pcs.) | 17.6936 EUR (0) |
| Ø price 100 days Ø volume 100 days (pcs.) | - EUR (-) |
| Ø price 250 days Ø volume 250 days (pcs.) | - EUR (-) |
| YTD High date | - EUR (-) |
| YTD Low date | - EUR (-) |
| 52 Weeks High date | - EUR (-) |
| 52 Weeks Low date | - EUR (-) |

Recent Research

| on underlying | on sector | on market | |
|---------------|---|---------------------------|---|
| Date | | Headline | Download |
| 2022/05/04 |  | Global Equity Ratings |  |
| 2022/05/04 |  | Aktienempfehlungen Global |  |
| 2022/04/27 |  | Global Equity Ratings |  |
| 2022/04/27 |  | Aktienempfehlungen Global |  |
| 2022/04/14 |  | Global Equity Ratings |  |