

# NVIDIA CORP. FUTURE (NVDF) - EUX/202503

2024/05/09 19:03:58

**Price**  
**934.5441** USD  
**Difference**  **-0.71% (-6.64)**

**General attributes**

Symbol	NVDFH25
Exchange	Eurex
Currency	USD
Security type	Future
Underlying	NVIDIA CORP.
Maturity	03-2025
Contract size	100

**Market data**

Bid (Bid size)	- USD (-)
Ask (Ask size)	- USD (-)
Open	934.5441 USD
High	934.5441 USD
Low	934.5441 USD
Close (prev. day)	941.1863 USD
Underlying	NVIDIA CORP.
Underlying price (date)	887.47 (24/05/09)
Settlement price (date)	934.54 (24/05/09)
Open Interest	0

**Performance and Risk**

	6m	1y	3y
Perf (%)	-	-	-
Perf (abs.)	-	-	-
Beta	-	-	-
Volatility	-	-	-

**Futures and Options**

Related Futures	-
Related Options	-

5y












Information about previous performance does not guarantee future performance.  
 Source: FactSet

**Price data**

Ø price 5 days   Ø volume 5 days (pcs.)	943.0528 USD (0)
Ø price 30 days   Ø volume 30 days (pcs.)	913.8912 USD (0)
Ø price 100 days   Ø volume 100 days (pcs.)	- USD (-)
Ø price 250 days   Ø volume 250 days (pcs.)	- USD (-)
YTD High   date	- USD (-)
YTD Low   date	- USD (-)
52 Weeks High   date	- USD (-)
52 Weeks Low   date	- USD (-)

**Recent Research**

on underlying	on sector	on market	
Date		Headline	Download
2024/04/26		Global Equity Ratings	
2024/04/26		Aktienempfehlungen Global	
2024/04/03		Global Equity Ratings	
2024/04/03		Aktienempfehlungen Global	
2024/03/13		Global Equity Ratings	