

SIEMENS AG FUTURE (SIEH) - EUX/202503

2024/06/11 18:56:09

Price
173.8041 EURDifference  -1.15% (-2.03)

General attributes

Symbol	SIEHH25
Exchange	Eurex
Currency	EUR
Security type	Future
Underlying	SIEMENS AG
Maturity	03-2025
Contract size	100

Market data

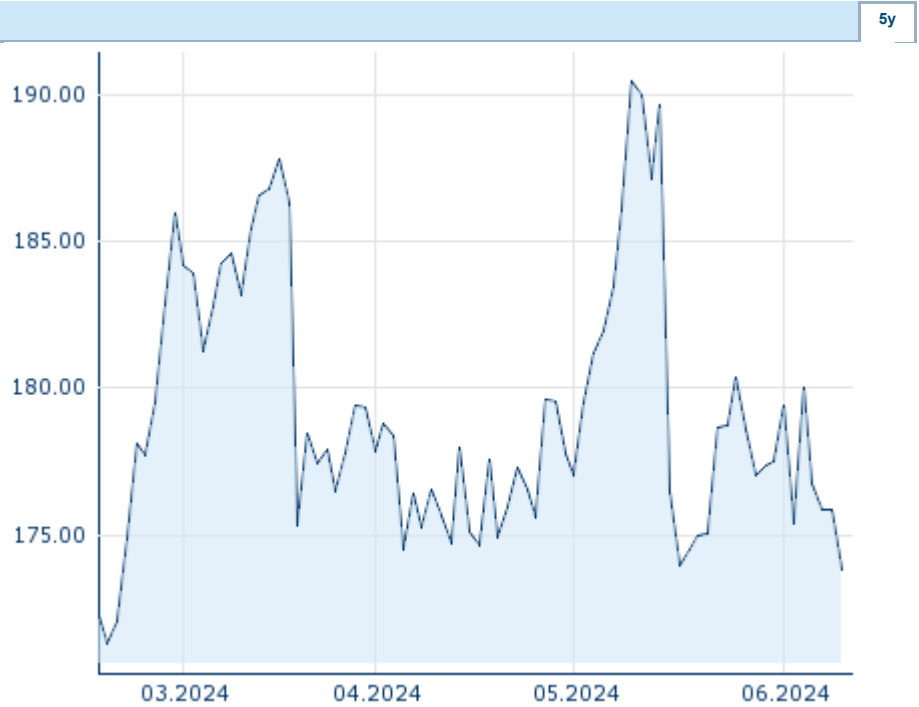
Bid (Bid size)	- EUR (-)
Ask (Ask size)	- EUR (-)
Open	173.8041 EUR
High	173.8041 EUR
Low	173.8041 EUR
Close (prev. day)	175.83 EUR
Underlying	SIEMENS AG
Underlying price (date)	172.46 (24/06/11)
Settlement price (date)	173.80 (24/06/11)
Open Interest	0

Performance and Risk

	6m	1y	3y
Perf (%)	-	-	-
Perf (abs.)	-	-	-
Beta	-	-	-
Volatility	-	-	-

Futures and Options

Related Futures	-
Related Options	-












Information about previous performance does not guarantee future performance.
Source: FactSet

Price data

Ø price 5 days Ø volume 5 days (pcs.)	176.4543 EUR (0)
Ø price 30 days Ø volume 30 days (pcs.)	179.4701 EUR (0)
Ø price 100 days Ø volume 100 days (pcs.)	- EUR (-)
Ø price 250 days Ø volume 250 days (pcs.)	- EUR (-)
YTD High date	- EUR (-)
YTD Low date	- EUR (-)
52 Weeks High date	- EUR (-)
52 Weeks Low date	- EUR (-)

Recent Research

on underlying on sector on market			
Date		Headline	Download
2024/05/29		Global Equity Ratings	
2024/05/29		Aktienempfehlungen Global	
2024/04/26		Global Equity Ratings	
2024/04/26		Aktienempfehlungen Global	
2024/04/03		Global Equity Ratings	