

SAP SE STOCK TRACKING FUTURE (1SAP) - EUX/202503

2024/04/29 18:46:58

Price
177.39 EUR

Difference  -1.53% (-2.76)

General attributes

Symbol	1SAPH25
Exchange	Eurex
Currency	EUR
Security type	Future
Underlying	SAP SE
Maturity	03-2025
Contract size	100

Market data

Bid (Bid size)	- EUR (-)
Ask (Ask size)	- EUR (-)
Open	177.39 EUR
High	177.39 EUR
Low	177.39 EUR
Close (prev. day)	180.1504 EUR
Underlying	SAP SE
Underlying price (date)	171.42 (24/04/29)
Settlement price (date)	177.39 (24/04/29)
Open Interest	0

Performance and Risk

	6m	1y	3y
Perf (%)	-	-	-
Perf (abs.)	-	-	-
Beta	-	-	-
Volatility	-	-	-

Futures and Options

Related Futures	-
Related Options	-












5y

Information about previous performance does not guarantee future performance.
Source: FactSet

Price data

Ø price 5 days Ø volume 5 days (pcs.)	179.33 EUR (0)
Ø price 30 days Ø volume 30 days (pcs.)	180.77 EUR (0)
Ø price 100 days Ø volume 100 days (pcs.)	- EUR (-)
Ø price 250 days Ø volume 250 days (pcs.)	- EUR (-)
YTD High date	- EUR (-)
YTD Low date	- EUR (-)
52 Weeks High date	- EUR (-)
52 Weeks Low date	- EUR (-)

Recent Research

on underlying	on sector	on market	
Date		Headline	Download
2024/04/26		Global Equity Ratings	
2024/04/26		Aktienempfehlungen Global	
2024/04/03		Global Equity Ratings	
2024/04/03		Aktienempfehlungen Global	
2024/03/13		Global Equity Ratings	