

KERING S.A. FUTURE (PPXH) - EUX/202503

2024/07/16 18:50:51

Price
317.2838 EUR

Difference  **-3.10% (-10.14)**

General attributes

Symbol	PPXHH25
Exchange	Eurex
Currency	EUR
Security type	Future
Underlying	KERING S.A.
Maturity	03-2025
Contract size	100

Market data

Bid (Bid size)	- EUR (-)
Ask (Ask size)	- EUR (-)
Open	317.2838 EUR
High	317.2838 EUR
Low	317.2838 EUR
Close (prev. day)	327.4207 EUR
Underlying	KERING S.A.
Underlying price (date)	315.45 (24/07/17)
Settlement price (date)	317.28 (24/07/16)
Open Interest	0

Performance and Risk

	6m	1y	3y
Perf (%)	-	-	-
Perf (abs.)	-	-	-
Beta	-	-	-
Volatility	-	-	-

Futures and Options

Related Futures	-
Related Options	-
























5y

Information about previous performance does not guarantee future performance.
 Source: FactSet

Price data

Ø price 5 days Ø volume 5 days (pcs.)	331.9643 EUR (0)
Ø price 30 days Ø volume 30 days (pcs.)	330.7053 EUR (0)
Ø price 100 days Ø volume 100 days (pcs.)	355.3074 EUR (0)
Ø price 250 days Ø volume 250 days (pcs.)	- EUR (-)
YTD High date	- EUR (-)
YTD Low date	- EUR (-)
52 Weeks High date	- EUR (-)
52 Weeks Low date	- EUR (-)

Recent Research

on underlying				on sector				on market			
Date		Headline		Download		Download		Download		Download	
2024/02/14		Global Equity Ratings									
2024/02/14		Aktienempfehlungen Global									
2024/01/23		Global Equity Ratings									
2024/01/23		Aktienempfehlungen Global									
2023/12/21		Global Equity Ratings		