

# (TVOD) - EUX/202405

2024/05/14 19:06:33

Price  
**75.3384** GBP

Difference  4.55% (3.28)

### General attributes

Symbol	TVODK24
Exchange	Eurex
Currency	GBP
Security type	Future
Underlying	VODAFONE GROUP PLC
Maturity	05-2024
Contract size	100

### Market data

Bid (Bid size)	- GBP (-)
Ask (Ask size)	- GBP (-)
Open	75.3384 GBP
High	75.3384 GBP
Low	75.3384 GBP
Close (prev. day)	72.0585 GBP
Underlying	VODAFONE GROUP PLC
Underlying price (date)	73.28 (24/05/14)
Settlement price (date)	75.34 (24/05/14)
Open Interest	0

### Performance and Risk

	6m	1y	3y
Perf (%)	-	-	-
Perf (abs.)	-	-	-
Beta	-	-	-
Volatility	-	-	-

### Futures and Options

Related Futures	-
Related Options	-

5y












Information about previous performance does not guarantee future performance.  
Source: FactSet

### Price data

Ø price 5 days   Ø volume 5 days (pcs.)	71.7485 GBP (0)
Ø price 30 days   Ø volume 30 days (pcs.)	70.8116 GBP (0)
Ø price 100 days   Ø volume 100 days (pcs.)	- GBP (-)
Ø price 250 days   Ø volume 250 days (pcs.)	- GBP (-)
YTD High   date	- GBP (-)
YTD Low   date	- GBP (-)
52 Weeks High   date	- GBP (-)
52 Weeks Low   date	- GBP (-)

### Recent Research

on underlying		on sector	
Date		Headline	Download
2022/12/19		Global Equity Ratings	
2022/12/19		Aktienempfehlungen Global	
2022/11/28		Global Equity Ratings	
2022/11/28		Aktienempfehlungen Global	
2022/11/18		Global Equity Ratings	